

N.C. ANANTHAKUMAR, M.Com., F.C.A.
Chartered Accountant

Phone : 044 - 2461 4791
044 - 4210 8612
Email : ncananthakumar@gmail.com

Office & Residence : No. 10, Trustpakam South, Raja Annamalaipuram, Chennai - 600 028.

FORM NO10B
(Sec rule 17B)

Date :

Audit report under section 12A (b) of the Income Tax Act, 1961, in the case of
Public Charitable Society or Institution

I have examined the balance sheet of Bharath Institute of Higher Education and Research (Bharath University), Office at 25, Mahalingam Street, Mahalingapuram, Chennai - 6000 034. (Pan No. AACAB5765A) as at 31.03.2017 and the Income and Expenditure account for the year ended on that date which are in agreement with the books of account maintained by the said Institution. These financial statements are the responsibility of the management. My responsibility is to express an opinion on these statements based on our audit.

I conducted my audit in accordance with auditing standards generally accepted in India. Those Standards require that I plan and perform the audit to obtain reasonable assurance about whether the financial statements are free of material misstatement. An audit includes examining, on a test basis, evidence supporting the amounts and disclosures in the financial statements. An audit includes assessing the accounting principles used and significant estimates made by managements, as well as evaluating the overall financial statement presentation. I believe that my audit provides a reasonable basis for our opinion.

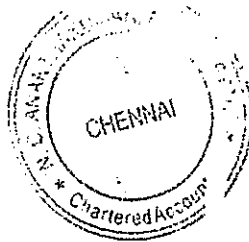
I have obtained all the information and explanations which to the best of my knowledge and belief were necessary for the purposes of the audit. In my opinion, proper books of account have been kept by the above named Institution, so far as appears from our examination of the books.

In my opinion and to the best of our information, and according to information given to me, the said accounts give a true and fair view -

- (i) In the case of the Balance Sheet of the state of affairs of the above named Institution as on 31.03.2017, and
- (ii) In the case of the income and expenditure account excess of Expenditure over Income for the year ending on 31.03.2017.

The prescribed particulars are annexed hereto.

Place: Chennai
Date: 14.09.2017



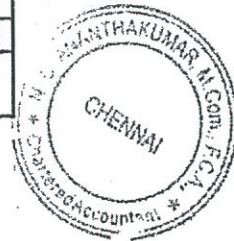
N.C. Ananthakumar
N.C. ANANTHAKUMAR,
CHARTERED ACCOUNTANTS
Membership No : 023567

BHARATH INSTITUTE OF HIGHER EDUCATION AND RESEARCH

No.173, Agaram Road, Selaiyur, Chennai - 600 073

Balance Sheet as at 31.3.2017

Sources of Funds	Schedule No.	As on 31.03.2017
Unrestricted Funds		
Corpus	1	10,00,00,000
General Fund	2	13,43,49,35,637
Designated / Earmarked Fund	3	-
Restricted Funds	4	-
Loans / Borrowings		
Secured	5	87,27,27,737
Unsecured		
Current Liabilities & Provisions	6	15,64,40,060
Total		14,56,41,03,434
Application of Funds		
Fixed Assets	7	12,08,10,08,474
Investments	8	10,00,00,000
Current Assets	9	14,35,53,374
Loans, Advances & Deposits	10	2,23,95,41,586
Total		14,56,41,03,434



N.C. An
N.C. ANANTHAKUMAR,
CHARTERED ACCOUNTANTS

S. Praveen
SECRETARY

Bharath Institute of Higher Education & Research

BHARATH INSTITUTE OF HIGHER EDUCATION AND RESEARCH

No.173, Agaram Road, Selaiyur, Chennai - 600 073

Income and Expenditure Account for the year ended 31.03.2017

	Schedule	As on 31.03.2017
Income		
Academic Receipts	11	17,44,95,25,705
Grants & Donations	12	1,00,25,04,075
Income from Investments	13	-
Other Incomes	14	9,52,43,500
Total (A)		18,54,72,73,280
Expenditure		
Staff Payments & Benefits	15	3,83,08,52,708
Academic Expenses	16	6,62,10,91,152
Administrative and General Expenses	17	4,48,24,51,728
Transportation Expenses	18	1,36,03,27,500
Repairs & Maintenance	19	20,61,49,964
Finance Costs	20	3,45,840
Depreciation		13,94,05,939
Total (B)		16,64,06,24,830
Balance being Excess of Income over Expenditure (A-B)		1,90,66,48,450
Transfer to / from Designated Fund		
Building Fund		
Others (Specify)		
Balance being Surplus / (Deficit) carried to General Fund		1,90,66,48,450

J. Joseph
SECRETARY

N.C. Ananthakumar
N.C. ANANTHAKUMAR
CHARTERED ACCOUNTANT



Schedules to Financial Statements

Schedule - 1 - Corpus

	Current year
Opening Balance	10,00,00,000
Less: Contribution during the year	
Less: Assets written off during the year	
Closing Balance	10,00,00,000

Schedule - 2 - General Fund


	Current year
Opening Balance	11,52,82,87,188
Add: Contribution during the year	1,90,66,48,450
Less: Assets written off during the year	
Closing Balance	13,43,49,35,637

Schedule - 3 - Designated / Earmaked Fund

	Current year
Opening Balance	
Add: Contribution during the year	-
Less: Utilisation during the year	
Closing Balance	-

Schedule - 4 - Restricted Fund

	Current year
Opening Balance	
Add: Contribution during the year	
i. Donations / Grants	-
ii. Income from Investments made of the fund	
iii. Accrued Interest on Investments made of the fund	
iv. Other Additions	-
Less: Utilisation during the year	
i. Capital Expenditure	
ii. Revenue Expenditure	
- Salaries, wages, etc. for research purposes	-
- Rent	
- Scholarships / Stipend	
Closing Balance	-



Schedule - 5 - Loans / Borrowings


Current year

Secured Loans	
From Banks	
a. Term Loans	
- Interest accrued and due	
b. Other Loans	
- Interest accrued and due	
From Financial Institutions	
a. Term Loans	
- Interest accrued and due	
b. Other Loans	
- Interest accrued and due	
From others including Sponsoring trust	
Total	
Unsecured Loans	
From others including Sponsoring trust	87,27,27,737
Total	87,27,27,737

Schedule - 6 - Current Liabilities and Provisions

Current year

A. Current Liabilities	
3. Sundry Creditors	8,19,35,266
6. Statutory Liabilities	
7. Other Current Liabilities	7,45,04,794
Total	15,64,40,060



Schedule - 7 - Fixed Assets

Particulars	Gross Block		Depreciation		Net Bk	
	Opening	Additions	Closing	Opening	Additions	Closing
COMPUTERS	49,14,170	77,15,412	1,26,29,582	29,48,502	46,29,247	75,77,749.20
CONSTRUCTION-BUILDING	6,49,21,27,199	1,84,87,11,650	8,34,08,38,849	64,92,12,720	9,24,35,583	74,16,48,302.37
ELECTRICAL FITTINGS	10,38,65,042	3,45,18,000	13,83,83,042	1,55,79,756	25,88,850	1,81,68,606.30
LAB EQUIPMENTS	36,22,90,791	14,28,45,650	50,51,36,441	5,43,43,619	1,07,13,424	6,50,57,042.33
LAND	2,63,76,48,297	18,15,48,125	2,81,91,96,422	-	-	2,81,91,96,422
WORK SHOP EQUIPMENTS	21,83,90,725	8,67,45,200	30,51,35,925	3,27,58,609	65,05,890	3,92,64,498.80
STUDIOS	9,06,07,990	1,68,34,600	10,74,42,590	1,88,91,199	12,62,595	1,48,53,793.56
FURNITURE & FIXTURES	7,56,53,993	94,84,510	8,51,38,503	1,51,30,799	9,48,451	1,60,79,249.70
LIBRARY	15,33,07,166	9,58,63,400	24,91,70,566	6,13,22,866	1,91,72,680	8,04,95,546.41
SPORTS AND GOODS	56,48,216	6,39,368	62,87,584	5,64,822	31,968	5,96,789.97
VECHILES	8,49,78,186	44,78,410	8,94,56,596	1,27,46,728	3,35,881	1,30,82,608.63
OTHER ASSETS	30,95,99,095	3,12,54,815	34,08,53,910	1,54,79,955	7,81,370	1,62,61,325.12
Total	10,53,90,30,870	2,46,06,39,140	12,99,96,70,010	87,36,79,573	13,94,05,939	1,01,30,85,512
Capital Work in Progress	9,44,23,977					9,44,23,977
	10,63,34,54,847					11,03,19,095.99



Schedule - 8 - Investments

Current Year

Investments from Earmarked / Endowment Funds	
- Government Securities	
- Approved Securities	
- Shares , Debentures etc.,	
- Others	
Investments Others	
- Government Securities	
- Approved Securities	
- Shares , Debentures etc.,	
- Others	10,00,00,000
Total	10,00,00,000

Schedule - 9 - Current Assets

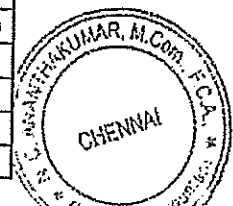
Current Year

Stocks	
- Stores & Spares	
- Publications	
- Loose Tools	
- Others	
Sundry Debtors	
- Debt Outstanding for more than 6 months	
Fees Receivable	
- others	
Cash and Bank Balances	14,35,53,374
Total	14,35,53,374

Schedule - 10 - Loans, Advances & Deposits

Current Year

Advances to employees	
Advance recoverable in cash or kind for value to be received	
Prepaid Expenses	
Deposits	26,15,50,696
Income Accrued	
Other Receivables	
- Debit balances in Sponsored Projects	
- Debit balances in Fellowship & Scholarship	
- Grants Recoverable	
- others	1,97,79,90,890
Inter Unit	
Claims Receivable	
Total	2,23,95,41,586



Schedule - 11- Academic Receipts


	Current Year
FEE FROM STUDENTS	
Academic	
- Tuition Fees	10,07,65,00,000
- Admission Fees	50,38,25,000
- Registration Fees	30,22,95,000
- Alumni Contribution	99,15,48,702
- Fee from Executive Development programme	2,17,26,500
- Earning from Patents	54,58,000
Total (A)	11,90,13,53,202
Examinations	
- Admission test Fees	
- Annual examination Fees	1,51,14,75,000
- Marksheet, Certificate Fees	52,91,17,015
Total (B)	2,04,05,92,015
Other Fees	
- Identity Card Fees	10,07,65,000
- Transportation Fees	1,51,14,75,000
- Hostel Fees	1,20,91,80,000
- Other Miscellaneous Fees -FINE	50,38,25,000
Total (C)	3,32,52,45,000
Sale of Publications	
- Books Sales	17,52,15,488
- Prospectus etc., sales	71,20,000
Total (D)	18,23,35,488
Grand Total	17,44,95,25,705

Schedule - 12 - Grants and Donations

	Current Year
Government	
- Central	
- State	
Welfare Bodies / Institutions	42,87,48,775
Others for Research Purposes	57,37,55,300
Total	1,00,25,04,075

Schedule - 13 - Income from Investments

	Current Year
Interest income	
Others	
Total	



Schedule - 14 - Other Income

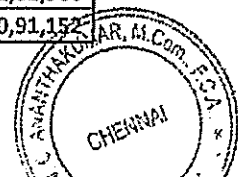
	Current Year
A. Income from Land & Buildings	
1. Hostel Room Rent	
4. Electricity and Water Charges	-
Total	-
B. Income from Holding Events	
Gross Income from Annual Events	-
Less: Direct Expenditure related to the Annual events	
Gross Income from Educational Tours	
Less: Direct Expenditure related to educational tours	
Others	
Total	-
C. others	
1. Income from Consultancy	9,52,43,500
3. Miscellaneous Receipts	
4. Others DISCOUNT/REBATE ON PURCHASE	
5. Sundry Creditors Written back	
Total	9,52,43,500
Grand Total	9,52,43,500

Schedule - 15 - Staff Payments & Benefits

	Current Year
Salaries and Wages	1,96,45,39,850
Staff Welfare Expenses	58,93,61,955
Retirement and Terminal Benefits	1,27,69,50,903
Total	3,83,08,52,708

Schedule - 16 - Academic Expenses

	Current Year
Laboratory Expenses/Research Expenses	16,75,68,900
Seminar / Workshop	9,99,73,441
Payment to visiting faculty	4,70,32,291
Examination	10,64,02,651
Student welfare expenses	10,02,48,100
Admission expenses	5,57,45,810
convocation expenses	4,45,85,580
Publications	5,32,84,518
Stipend / Merit Scholarship	3,57,04,05,961
Subscription Expenses	2,84,15,100
Patient welfare expenses	52,22,10,333
Alumni Function	4,00,15,487
Departmental Expenses including laboratories	1,78,52,02,980
Total	6,62,10,91,152



Schedule - 17 - Administrative and General Expenses

	Current Year
Electricity and Power	36,27,54,000
Water Charges	14,51,01,600
Insurance	30,64,68,217
Rent, Rates and taxes	7,15,48,125
Postage & Telegram	1,25,48,000
Telephone and internet Charges	96,45,815
Printing and Stationery	90,68,85,000
Travelling and Conveyance Expenses	61,01,37,038
Security expenses	7,12,51,810
Hospitality	95,21,08,256
Professional Charges	2,92,81,963
Advertisement and Publicity	1,00,45,78,960
Others	1,42,944
Total	4,48,24,51,728

Schedule - 18 - Transportation Expenses

	Current Year
Own Vehicles running Expenses	61,21,47,375
Own Vehicles repairs and maintenance	40,80,98,250
Own Vehicles Insurance	34,00,81,875
Total	1,36,03,27,500

Schedule - 19 - Repairs & Maintenance

	Current Year
Building	9,92,48,155
Furniture and Fixtures	1,41,58,109
Plant & Machinery	5,14,88,900
Others	4,12,54,800
Total	20,61,49,964

Schedule - 20 - Finance Costs

	Current Year
1. Interest on Fixed Loans	-
2. Interest on other Loans	
3. Bank Charges	3,45,840
4. Others	
Total	3,45,840

