

2018-19

N.C. ANANTHAKUMAR, M.Com., F.C.A.,
Chartered Accountant

Phone : 044 - 2461 4791
044 - 4210 8612
Email : ncananthakumar@gmail.com

Office & Residence : No. 10, Trustpakkam South, Raja Annamalaipuram, Chennai - 600 028.

FORM10B
(Sec rule 17B)

Audit report under section 12A (b) of the Income Tax Act, 1961, in the case of
Public Charitable Society or Institution

I have examined the balance sheet of Bharath Institute of Higher Education and Research, Office at 25, Mahalingam Street, Mahalingapuram, Chennai - 6000 034. (Pan No. AACAB5765A) as at 31.03.2019 and the Income and Expenditure account for the year ended on that date which are in agreement with the books of account maintained by the said Institution. These financial statements are the responsibility of the management. My responsibility is to express an opinion on these statements based on my audit.

I conducted my audit in accordance with auditing standards generally accepted in India. Those Standards require that I plan and perform the audit to obtain reasonable assurance about whether the financial statements are free of material misstatement. An audit includes examining, on a test basis, evidence supporting the amounts and disclosures in the financial statements. An audit also includes assessing the accounting principles use and significant estimates made by managements, as well as evaluating the overall financial statement presentation. I believe that my audit provides a reasonable basis for my opinion.


I have obtained all the information and explanations which to the best of my knowledge and belief were necessary for the purposes of the audit. In my opinion, proper books of account have been kept by the above named Institution, so far as appears from my examination of the books.

In my opinion and to the best of my information, and according to information given to us, the said accounts given a true and fair view -

- (i) In the case of the Balance Sheet of the state of affairs of the above named Institution as on 31.03.2019, and
- (ii) In the case of the income and expenditure account excess of Expenditure over Income for the year ending on 31.03.2019.

The prescribed particulars are annexed hereto.


Place: Chennai
Date: 28.09.2019.



N.C. Ananthakumar
N.C. ANANTHAKUMAR, M.Com., F.C.A.,
CHARTERED ACCOUNTANT
No. 10, Trustpakkam South,
Raja Annamalaipuram, Chennai-600 028.

BHARATH INSTITUTE OF HIGHER EDUCATION AND RESEARCH		
CHENNAI 73		
Balance Sheet as at 31.3.2019		
Sources of Funds	Schedule No.	Current Year
Unrestricted Funds		
Corpus	1	10,00,00,000
General Fund	2	16,21,92,24,511
Designated / Earmarked Fund	3	
Restricted Funds	4	
Loans / Borrowings	5	87,89,97,334
Secured		
Unsecured		
Current Liabilities & Provisions	6	16,86,75,028
Total		17,36,68,96,873
Application of Funds		
Fixed Assets	7	14,98,52,09,749
Investments	8	
Long Term		10,00,00,000
Short Term		
Current Assets	9	16,34,22,216
Loans, Advances & Deposits	10	2,11,82,64,907
Total		17,36,68,96,873

J. Jeyaraj
SECRETARY




N. C. Ananthakumar
N.C. ANANTHAKUMAR, M.Com., F.C.A.,
CHARTERED ACCOUNTANT
 No. 10, Trustpakkam South,
 Raja Annamalaiapuram, Chennai-600 028.

Bharath Institute of Higher Education & Research

BHARATH INSTITUTE OF HIGHER EDUCATION AND RESEARCH		
CHENNAI 73		
Income and Expenditure Account for the year ended 31.3.2019		
	Schedule	Current Year
		Total
Income		
Academic Receipts	11	12,11,45,62,128
Grants & Donations	12	1,12,55,10,870
Income from Investments	13	
Other Incomes	14	9,92,97,768
Total (A)		13,33,93,70,766
Expenditure		
Staff Payments & Benefits	15	3,56,16,30,707
Academic Expenses	16	4,08,98,46,127
Administrative and General Expenses	17	3,26,42,48,853
Transportation Expenses	18	74,42,44,191
Repairs & Maintenance	19	24,28,66,621
Finance Costs	20	1,04,35,826
Depreciation	21	41,02,09,081
Total (B)		12,32,34,81,406
Balance being Excess of Income over Expenditure (A-B)		1,01,58,89,361
Transfer to / from Designated Fund		
Building Fund		
Others (Specify)		
Balance being Surplus / (Deficit) carried to General Fund		1,01,58,89,361

J. Suresh
SECRETARY

Bharath Institute of Higher Education & Research



N. S. Ananthakumar
N.C. AMANTHAKUMAR, M.Com., F.C.A.,
CHARTERED ACCOUNTANT
 No. 10, Trustpakkam South,
 Raja Annamalaiapuram, Chennai-600 028.

Schedules to Financial Statements

Schedule - 1 - Corpus

	Current year
Opening Balance	10,00,00,000
Add: Contribution during the year	
Less: Assets written off during the year	
Closing Balance	10,00,00,000

Schedule - 2 - General Fund

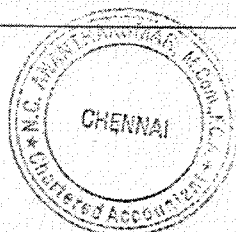
	Current year
Opening Balance	15,20,33,35,150
Add: Contribution during the year	1,01,58,89,361
Less: Assets written off during the year	
Closing Balance	16,21,92,24,511

Schedule - 3 - Designated / Earmaked Fund

	Current year
Opening Balance	
Add: Contribution during the year	
i. Donations / Grants	
ii. Income from Investments made of the fund	
iii. Accrued Interest on Investments made of the fund	
iv. Other Additions	
Less: Utilisation during the year	
i. Capital Expenditure	
- Fixed Assets	
- Others	
ii. Revenue Expenditure	
- Salaries, wages, etc.	
- Rent	
- other Administrative Expenses	
Closing Balance	

Schedule - 4 - Restricted Fund

	Current year
Opening Balance	
Add: Contribution during the year	
i. Donations / Grants	
ii. Income from Investments made of the fund	
iii. Accrued Interest on Investments made of the fund	
iv. Other Additions	
Less: Utilisation during the year	
i. Capital Expenditure	
- Fixed Assets	
- Others	
ii. Revenue Expenditure	
- Salaries, wages, etc.	
- Rent	
- other Administrative Expenses	
Closing Balance	



Schedule - 5 - Loans / Borrowings

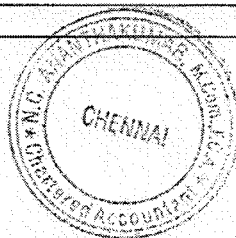
Current year

Secured Loans	
From Banks	
a. Term Loans	
- Interest accrued and due	
b. Other Loans	
- Interest accrued and due	
From Financial Institutions	
a. Term Loans	
- Interest accrued and due	
b. Other Loans	
- Interest accrued and due	
From others including Sponsoring trust	
Unsecured Loans	
From Banks	
a. Term Loans	
- Interest accrued and due	
b. Other Loans	
- Interest accrued and due	
From Financial Institutions	
a. Term Loans	
- Interest accrued and due	
b. Other Loans	
- Interest accrued and due	
From others including Sponsoring trust	
	87,89,97,334
Total	87,89,97,334

Schedule - 6 - Current Liabilities and Provisions

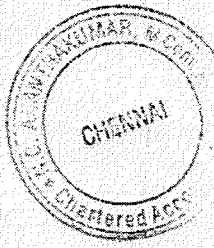
Current year

A. Current Liabilities	
1. Deposits from Staff	
2. Deposits from Students	
3. Sundry Creditors	9,01,57,990
4. Advances received	
5. Interest accrued but not due on Loans	
6. Statutory Liabilities	
7. Other Current Liabilities	7,85,17,038
a. Salaries	
b. Receipts against sponsored Projects	
c. Receipts against sponsored fellowships and scholarships	
d. Unutilised Grants	
e. Others	
B. Provisions	
Total	16,86,75,028



Schedule - 7 - Fixed Assets

Particulars	Gross Block			Depreciation			Net Block current year
	Opening	Additions	Closing	Opening	Additions	Closing	
Land	28,19,196.422	14,09,59,821	2,96,01,56,243			0	2,96,01,56,243
Buildings	90,27,02,51.42	2,45,81,20,585	11,48,51,45,727	95,86,90,244.4	25,64,02,136	1,21,50,92,380	10,27,00,53,347
Electrical fittings	12,66,67,479.4	3,95,68,738	16,62,36,217	31,96,32,06.3	1,46,45,185	4,66,08,391	11,96,27,826
Lab Equipments	48,54,70,968.3	23,78,46,950	72,33,17,918	13,60,84,330.3	6,04,39,444	19,65,23,775	52,67,94,144
Work shop Equipments	3,08,24,763.5	11,82,16,700	42,64,64,335	49,77,80,91	3,67,35,599	8,65,13,690	33,99,50,646
Library	1,65,83,021.2	11,03,54,200	27,61,84,417	10,54,12,602.4	1,10,50,366	11,64,62,968	15,97,21,449
Vehicle	6,01,30,279.74	59,58,097	6,60,88,377	22,02,82,67.63	31,55,466	2,51,83,734	4,09,04,643
Studios	91,54,14,93.88	2,95,31,850	12,10,73,343	25,59,80,52.56	53,15,371	3,09,13,423	9,01,59,920
Furniture & Fittings	5,34,58,793.6	1,02,62,419	6,37,21,213	24,59,30,99.7	29,29,500	2,75,22,600	3,61,98,613
Sports and Goods	51,49,403.06	17,04,682	68,54,085	1,22,55,47.97	3,00,087	15,25,635	53,28,450
Computers	2,95,920.16	1,03,62,936	1,33,22,137	1,02,11,986.2	4,07,033	1,06,19,020	27,03,118
Other Assets	3,38,850,495	7,54,54,767	41,43,05,262	3,33,04,020	1,88,28,894	5,21,32,914	36,21,72,348
Total	1,34,84,52,753.1	3,23,83,41,744	16,72,28,69,275	1,39,88,89,448	41,02,09,081	1,80,90,98,530	14,91,37,70,745
Capital Work in Progress	83,31,488.2	3,32,09,121	7,14,39,005			0	7,14,39,005
	1,35,67,84,241.3	3,27,15,50,865	16,79,43,08,279	1,39,88,89,448	41,02,09,081	1,80,90,98,530	14,98,52,09,749



Schedule - 8 - Investments

Current Year

Investments from Earmarked / Endowment Funds		
- Government Securities		
- Approved Securities		
- Shares , Debentures etc.,		
- Others		
Investments Others		
- Government Securities		
- Approved Securities		
- Shares , Debentures etc.,		
- Others		10,00,00,000
Total		10,00,00,000

Schedule - 9 - Current Assets

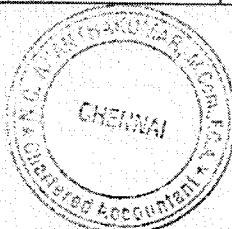
Current Year

Stocks		
- Stores & Spares		
- Publications		
- Loose Tools		
- Others		
Sundry Debtors		
- Debt Outstanding for more than 6 months		
- others		
Cash & Bank Balances		16,34,22,216
Cash in hand		
Total		

Schedule - 10 - Current Assets

Current Year

Advances to employees		
Advance recoverable in cash or kind for value to be received		
Prepaid Expenses		
Deposits		29,39,59,206
Income Accrued		
Other Receivables		
- Debit balances in Sponsored Projects		
- Debit balances in Fellowship & Scholarship		
- Grants Recoverable		
- others		1,82,43,05,701
Claims Receivable		
Total		2,11,82,64,907

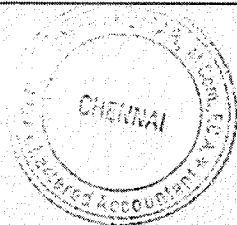


Schedule - 11- Academic Receipts

	Current Year
FEE FROM STUDENTS	
Academic	
- Tuition Fees	7,01,97,60,827
- Admission Fees	54,59,16,738
- Registration Fees	32,17,82,043
- Alumini contribution	45,17,59,921
- Fee from Executive Development Programme	2,31,88,210
- Earnings from Patents	59,02,930
Total (A)	8,36,83,10,668
Examinations	
- Admission test Fees	
- Annual examination Fees	1,12,43,60,213
- Marksheet, Certificate Fees	27,13,13,051
Total (B)	1,39,56,73,263
Other Fees	
- Identity Card Fees	7,91,93,648
- Transportation Fees	85,22,60,213
- Hostel Fees	90,78,18,170
- Other Miscellneous Fees	31,39,86,738
Total (C)	2,15,32,58,768
Sale of Publications	
- Books Sales	18,95,98,550
- Prospectus etc., sales	77,20,880
Total (D)	19,73,19,430
Grand Total	12,11,45,62,128

Schedule - 12 - Grants and Donations

	Current Year
Government	
- Central	
- State	
Welfare Bodies / Institutions	50,48,91,580
Others for Research	62,06,19,290
Total	1,12,55,10,870

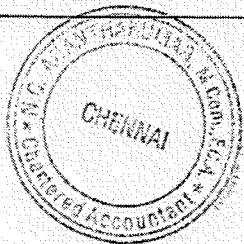


Schedule - 13 - Income from Investments

	Current Year
Interest income	
Income received from each fund	
Income Accrued	
Others	
Total	

Schedule - 14 - Other Income

	Current Year
A. Income from Land & Buildings	
1. Hostel Room Rent	
2. License Fees	
3. Hire Charges	
4. Electricity and Water Charges	
Total	
B. Income from Holding Events	
Gross Income from Annual Events	
Less: Direct Expenditure related to the Annual events	
Gross Income from Educational Tours	
Less: Direct Expenditure related to educational tours	
Others	
Total	
C. others	
1. Income from Consultancy	9,92,97,768
2. Income from Royalty	
3. Miscellaneous Receipts	
4. Others	
Total	9,92,97,768
Grand Total	



Schedule - 15 - Staff Payments & Benefits


	Current Year
Salaries and Wages	1,76,32,54,300
Allowances and Bonus	0
Contribution to Provident Fund	2,11,59,052
Staff Welfare Expenses	61,67,94,952
Retirement and Terminal Benefits	1,16,04,22,404
LTC facility	
Medical Facility	
TA / DA	
Others	
Total	3,56,16,30,707

Schedule - 16 - Academic Expenses

	Current Year
Laboratory Expenses/ Research Expenses	33,83,44,550
Seminar / Workshop	11,72,93,400
Payment to visiting faculty	4,98,35,417
Examination	11,61,05,498
Student welfare expenses	10,84,08,121
Admission expenses	9,02,89,095
convocation expenses	4,76,01,306
Publications	15,75,24,205
Stipend / Merit Scholarship	1,37,16,94,048
Subscription Expenses	3,02,26,240
Patient welfare expenses	49,88,50,476
Alumini function	4,32,76,748
Department expenses including laboratories	1,12,03,97,024
Other (Specify)	0
Total	4,08,98,46,127

Schedule - 17 - Administrative and General Expenses

	Current Year
Electricity and Power	32,20,09,464
Water Charges	9,69,27,298
Insurance	20,14,45,377
Rent, Rates and taxes	7,73,79,296
Postage & Telegram	1,36,73,688
Telephone and Internet Charges	1,05,34,949
Printing and Stationery	68,07,96,139
Travelling and Conveyance Expenses	43,94,29,306
Security expenses	7,70,58,935
Hospitality	52,97,05,079
Professional Charges	3,16,78,680



Advertisement and Publicity	76,61,52,137
Others	1,74,58,505
Total	3,26,42,48,853

Schedule - 18 - Transportation Expenses

	Current Year
Own Vehicles running Expenses	47,14,37,386
Own Vehicles repairs and maintenance	14,10,58,258
Own Vehicles Insurance	13,17,48,547
Rent / Lease expense for vehicles	0
Total	74,42,44,191

Schedule - 19 - Repairs & Maintenance

	Current Year
Building	10,63,06,880
Furniture and Fixtures	1,53,11,995
Plant & Machinery	5,67,15,245
Others	6,45,32,500
Total	24,28,66,621

Schedule - 20 - Finance Costs

	Current Year
1. Interest on Fixed Loans	
2. Interest on other Loans	
3. Bank Charges	1,04,35,826
4. Others	
Total	1,04,35,826

