

2019-20

<b>BHARATH INSTITUTE OF HIGHER EDUCATION &amp; RESEARCH</b>			
Balance Sheet as at 31.03.2020			
Sources of Funds	Schedule No.	As on 31.03.2020	As on 31.03.2019
<b>Unrestricted Funds</b>			
<b>Corpus</b>	1	100,000,000	100,000,000
<b>General Fund</b>	2	17,503,039,956	16,219,224,511
<b>Designated / Earmarked Fund</b>	3	-	-
<b>Restricted Funds</b>	4	-	-
<b>Loans / Borrowings</b>	5		
<b>Secured</b>		-	-
<b>Unsecured</b>		1,261,596,556	878,997,334
<b>Current Liabilities &amp; Provisions</b>	6	275,410,495	168,675,028
<b>Total</b>		<b>19,140,047,007</b>	<b>17,366,896,873</b>
<b>Application of Funds</b>			
<b>Fixed Assets</b>	7	16,171,155,517	14,985,209,749
<b>Investments</b>	8	100,000,000	100,000,000
<b>Current Assets</b>	9	406,322,683	163,422,216
<b>Loans, Advances &amp; Deposits</b>	10	2,462,568,807	2,118,264,907
<b>Total</b>		<b>19,140,047,007</b>	<b>17,366,896,873</b>

0

For Bharath Institute of Higher Education &amp; Research


J. Edgar And

Member

T. Sivakumar

Member

N. C. Ananthakumar

N C Ananthakumar  
Chartered Accountant  
Membership No.023667

<b>BHARATH INSTITUTE OF HIGHER EDUCATION &amp; RESEARCH</b>			
<b>Income and Expenditure Account for the year ended 31.03.2020</b>			
<b>Income</b>	<b>Schedule</b>	<b>As on 31.03.2020</b>	<b>As on 31.03.2019</b>
Academic Receipts	11	14,760,927,623	12,114,562,132
Grants & Donations	12	1,195,371,780	1,125,510,870
Income from Investments	13	-	-
Other Incomes	14	111,812,613	99,297,768
<b>Total (A)</b>		<b>16,068,112,016</b>	<b>13,339,370,770</b>
<b>Expenditure</b>			
Staff Payments & Benefits	15	4,194,791,997	3,561,630,708
Academic Expenses	16	5,187,656,116	4,089,846,128
Administrative and General Expenses	17	3,534,688,460	3,264,248,853
Transportation Expenses	18	788,541,680	744,244,191
Repairs & Maintenance	19	600,983,207	242,866,620
Finance Costs	20	12,102,427	10,435,826
Depreciation		465,532,683	410,209,081
<b>Total (B)</b>		<b>14,784,296,571</b>	<b>12,323,481,407</b>
<b>Balance being Excess of Income over Expenditure (A-B)</b>		<b>1,283,815,445</b>	<b>1,015,889,363</b>
Transfer to / from Designated Fund			
Building Fund			
Others (Specify)			
<b>Balance being Surplus / (Deficit) carried to General Fund</b>		<b>1,283,815,445</b>	<b>1,015,889,363</b>

For Bharath Institute of Higher Education & Research

*J. Indrapada*


Member

*T. Srinivasan*

Member

*N. C. Ananthakumar*

N C Ananthakumar  
Chartered Accountant  
Membership No.023667



**BHARATH INSTITUTE OF HIGHER EDUCATION & RESEARCH**

Schedules to Financial Statements

Schedule - 1 - Corpus	FY 2019-20	FY 2018-19
Opening Balance	100,000,000	100,000,000
Add: Contribution during the year		
Less: Assets written off during the year		
Closing Balance	100,000,000	100,000,000

Schedule - 2 - General Fund	FY 2019-20	FY 2018-19
Opening Balance	16,219,224,511	15,203,335,150
Add: Contribution during the year	1,283,815,445	1,015,889,361
Less: Assets written off during the year		
Closing Balance	17,503,039,956	16,219,224,511


Schedule - 3 - Designated / Earmaked Fund	FY 2019-20	FY 2018-19
Opening Balance		
Add: Contribution during the year		
i. Donations / Grants		
ii. Income from Investments made of the fund		
iii. Accrued Interest on Investments made of the fund		
iv. Other Additions		
Less: Utilisation during the year		
i. Capital Expenditure		
- Fixed Assets		
- Others		
ii. Revenue Expenditure		
- Salaries, wages, etc.		
- Rent		
- other Administrative Expenses		
Closing Balance	-	-

Schedule - 4 - Restricted Fund	FY 2019-20	FY 2018-19
Opening Balance		
Add: Contribution during the year		
i. Donations / Grants		
ii. Income from Investments made of the fund		
iii. Accrued Interest on Investments made of the fund		
iv. Other Additions		
Less: Utilisation during the year		
i. Capital Expenditure		
- Fixed Assets		
- Others		
ii. Revenue Expenditure		
- Salaries, wages, etc. for research purposes		
- Rent		
- Scholarships / Stipend		
Closing Balance	-	-



Schedule - 5 - Loans / Borrowings	FY 2019-20	FY 2018-19
<b>Secured Loans</b>		
From Banks		
a. Term Loans		
- Interest accrued and due		
b. Other Loans	-	-
- Interest accrued and due		
From Financial Institutions		
a. Term Loans	-	-
- Interest accrued and due		
b. Other Loans	-	-
- Interest accrued and due		
From others including Sponsoring trust SL	-	
<b>Unsecured Loans</b>		
From Banks		
a. Term Loans	-	-
- Interest accrued and due		
b. Other Loans	-	-
- Interest accrued and due		
From Financial Institutions		
a. Term Loans	-	-
- Interest accrued and due		
b. Other Loans	-	-
- Interest accrued and due		
From others including Sponsoring trust	1,261,596,556	878,997,334
<b>Total</b>	<b>1,261,596,556</b>	<b>878,997,334</b>

Schedule - 6 - Current Liabilities and Provisions	FY 2019-20	FY 2018-19
<b>A. Current Liabilities</b>		
1. Deposits from Staff	-	-
2. Deposits from Students	-	-
3. Sundry Creditors	151,287,915	90,157,990
4. Advances received		
5. Interest accrued but not due on Loans		-
6. Statutory Liabilities		
7. Other Current Liabilities	124,122,580	78,517,038
a. Salaries		
b. Receipts against sponsored Projects		-
c. Receipts against sponsored fellowships and scholarships		-
d. Unutilised Grants		-
e. Others		-
<b>B. Provisions</b>		
<b>Total</b>	<b>275,410,495</b>	<b>168,675,028</b>



**BHARATH INSTITUTE OF HIGHER EDUCATION AND RESEARCH**  
**Schedule - 7 - Fixed Assets AS ON 31.03.2020**

Particulars	Gross Block		Depreciation		Net Block		
	Opening	Additions	Closing	Opening	Additions	Closing	Previous Year
Land	2,960,156,243		2,960,156,243			2,960,156,243	2,960,156,243
Buildings	10,270,053,347	52,182,258	10,322,235,605	1,215,092,380	230,440,555	10,091,795,050	10,270,053,347
Electrical Fittings	119,627,826	25,584,100	145,211,926	46,608,391	12,792,974	132,418,952	119,627,826
Lab Equipments	526,794,144	1,114,447,950	1,641,242,094	196,523,775	137,139,918	1,504,102,176	526,794,144
Work Shop Equipments	339,950,646	139,563,600	479,514,246	86,513,690	41,305,314	438,208,932	339,950,646
Library	159,721,449	135,273,400	294,994,849	116,462,968	11,802,987	283,191,862	159,721,449
Vehicle	40,904,643		40,904,643	25,183,734	1,953,039	38,951,604	40,904,643
Studios	90,159,920	34,118,540	124,278,460	30,913,423	5,456,082	118,822,378	90,159,920
Furniture & Fittings	36,198,613		36,198,613	27,522,600	1,664,184	34,534,429	36,198,613
Sports and Goods	5,328,450	2,814,579	8,143,029	1,525,635	356,520	7,786,509	5,328,450
Computers	2,703,118	41,912,783	44,615,901	10,619,020	1,363,155	43,252,746	2,703,118
Other Assets	362,172,348	105,581,238	467,753,586	52,132,914	21,257,955	446,495,631	362,172,348
<b>Total</b>	<b>14,913,770,747</b>	<b>1,651,478,448</b>	<b>16,565,249,195</b>	<b>1,809,098,530</b>	<b>465,532,683</b>	<b>16,099,716,512</b>	<b>14,913,770,747</b>
<b>WORK IN PROGRESS</b>	<b>71,439,005</b>		<b>71,439,005</b>			<b>71,439,005</b>	<b>71,439,005</b>
	<b>14,985,209,752</b>	<b>1,651,478,448</b>	<b>16,636,688,200</b>	<b>1,809,098,530</b>	<b>465,532,683</b>	<b>16,171,155,517</b>	<b>14,985,209,752</b>



**BHARATH INSTITUTE OF HIGHER EDUCATION & RESEARCH**  
Schedules to Financial Statements

Schedule - 8 - Investments	FY 2019-20	FY 2018-19
Investments from Earmarked / Endowment Funds		
- Government Securities	-	-
- Approved Securities	-	-
- Shares , Debentures etc.,	-	-
- Others	-	-
Investments Others		
- Government Securities	-	-
- Approved Securities	-	-
- Shares , Debentures etc.,	-	-
- Others	-	-
	100,000,000	100,000,000
<b>Total</b>	<b>100,000,000</b>	<b>100,000,000</b>

Schedule - 9 - Current Assets		FY 2018-19
Stocks		
- Stores & Spares	-	-
- Publications	-	-
- Loose Tools	-	-
- Others	-	-
Sundry Debtors		
- Debt Outstanding for more than 6 months		
Bank Balances	341,228,394	163,422,216
Cash in hand	65,094,289	
<b>Total</b>	<b>406,322,683</b>	<b>163,422,216</b>

Schedule - 10 - Loans, Advances & Deposits		FY 2018-19
Advances to employees	-	
Advance recoverable in cash or kind for value to be received	-	
Prepaid Expenses	-	
Deposits	537,698,782	293,959,206
Income Accrued	-	
Other Receivables		
- Debit balances in Sponsored Projects	-	-
- Debit balances in Fellowship & Scholarship	-	-
- Grants Recoverable	-	-
- others	1,924,870,025	1,824,305,701
<b>Total</b>	<b>2,462,568,807</b>	<b>2,118,264,907</b>



**BHARATH INSTITUTE OF HIGHER EDUCATION & RESEARCH**

Schedule - 11- Academic Receipts	FY 2019-20	FY 2018-19
<b>FEE FROM STUDENTS</b>		
<b>Academic</b>		
- Tuition Fees	8,792,010,360	7,019,760,827
- Admission Fees	645,527,872	545,916,738
- Registration Fees	390,149,722	321,782,043
- Alumini Contribution	498,049,863	451,759,921
- Fee from Executive Development Programme	27,887,996	23,188,210
- Earnings from Patents	7,099,336	5,902,930
<b>Total (A)</b>	<b>10,360,725,149</b>	<b>8,368,310,669</b>
<b>Examinations</b>		
- Admission test Fees		
- Annual examination Fees	1,481,783,081	1,124,360,213
- Marksheet, Certificate Fees	322,290,060	271,313,051
<b>Total (B)</b>	<b>1,804,073,141</b>	<b>1,395,673,264</b>
<b>Other Fees</b>		
- Identity Card Fees	104,368,517	79,193,648
- Transportation Fees	952,665,936	852,260,213
- Hostel Fees	961,288,660	907,818,170
- Other Miscellaneous Fees -FINE	344,722,900	313,986,738
<b>Total ( C )</b>	<b>2,363,046,012</b>	<b>2,153,258,769</b>
<b>Sale of Publications</b>		
- Books Sales	223,963,041	189,598,550
- Prospectus etc., sales	9,120,279	7,720,880
<b>Total ( D )</b>	<b>233,083,320</b>	<b>197,319,430</b>
<b>Grand Total</b>	<b>14,760,927,623</b>	<b>12,114,562,132</b>

Schedule - 12 - Grants and Donations	FY 2019-20	FY 2018-19
<b>Government</b>		
- Central		
- State		
<b>Welfare Bodies / Institutions</b>	553,791,502	504,891,580
<b>Others For Research Purposes</b>	641,580,278	620,619,290
<b>Total</b>	<b>1,195,371,780</b>	<b>1,125,510,870</b>



Schedule - 13 - Income from Investments	FY 2019-20	FY 2018-19
Interest Income		
Income Received From Each Fund		
Income Accrued		
Others		
<b>Total</b>	-	-

Schedule - 14 - Other Income	FY 2019-20	FY 2018-19
<b>A. Income from Land &amp; Buildings</b>		
1. Hostel Room Rent		
2. License Fees		
3. Hire Charges		
4. Electricity And Water Charges		
<b>Total</b>	-	-
<b>B. Income from Holding Events</b>		
Gross Income From Annual Events		
Less: Direct Expenditure Related To The Annual Events		
Gross Income From Educational Tours		
Less: Direct Expenditure Related To Educational Tours		
Others		
<b>Total</b>		-
<b>C. others</b>		
1. Income From Consultancy	111,812,613	99,297,768
2. Income From Royalty		
3. Miscellaneous Receipts		
Others		-
<b>Total</b>	111,812,613	99,297,768
<b>Grand Total</b>	111,812,613	99,297,768

Schedule - 15 - Staff Payments & Benefits	FY 2019-20	FY 2018-19
Salaries And Wages	2,217,553,700	1,763,254,300
Allowances And Bonus		
Contribution To Provident Fund	30,162,360	21,159,052
Staff Welfare Expenses	740,930,327	616,794,952
Ltc Facility		
Medical Facility/ L W Fund		
Retirement And Terminal Benefits	1,206,145,610	1,160,422,404
<b>Total</b>	4,194,791,997	3,561,630,708






<b>Schedule - 16 - Academic Expenses</b>		
	<b>FY 2019-20</b>	<b>FY 2018-19</b>
Admission Expenses	148,856,471	90,289,095
Alumini Function	54,038,161	43,276,748
Convocation Expenses	54,677,954	47,601,306
Department Expenses including laboratories	1,193,073,258	1,120,397,024
Examination	191,419,071	116,105,498
Laboratory Expenses/Research Expenses	484,364,560	338,344,550
Patient Care Expenses	542,075,870	498,850,476
Payment To Visiting Faculty	57,244,199	49,835,417
Publications	212,447,382	157,524,205
Stipend/Merit Scholarship	1,945,812,482	1,371,694,048
Seminar / Workshop/Camp Expenses	148,348,700	117,293,400
Student Welfare Expenses	118,689,547	108,408,121
Subscription Expenses	36,608,462	30,226,240
<b>Total</b>	<b>5,187,656,116</b>	<b>4,089,846,128</b>

<b>Schedule - 17 - Administrative and General Expenses</b>		
	<b>FY 2019-20</b>	<b>FY 2018-19</b>
Advertisement And Publicity	786,049,108	766,152,137
Electricity, Fuel And Power	341,233,429	322,009,464
Hospitality	581,086,472	529,705,079
Insurance	202,648,006	201,445,377
Others	21,992,479	17,458,505
Postage & Telegram	15,857,376	13,673,688
Printing And Stationery	789,519,282	680,796,139
Professional Charges	39,905,633	31,678,680
Rent, Rates And Taxes	89,736,770	77,379,296
Security Expenses	97,071,140	77,058,935
Telephone And Internet Charges	12,217,380	10,534,949
Travelling And Conveyance Expenses	444,964,797	439,429,306
Water Charges	112,406,587	96,927,298
<b>Total</b>	<b>3,534,688,460</b>	<b>3,264,248,853</b>

<b>Schedule - 18 - Transportation Expenses</b>		
	<b>FY 2019-20</b>	<b>FY 2018-19</b>
Own Vehicles Running Expenses	472,167,628	471,437,386
Own Vehicles Repairs And Maintenance	163,585,262	141,058,258
Own Vehicles Insurance	152,788,790	131,748,547
<b>Total</b>	<b>788,541,680</b>	<b>744,244,191</b>



<b>Schedule - 19 - Repairs &amp; Maintenance</b>		
	<b>FY 2019-20</b>	<b>FY 2018-19</b>
Building	116,618,647	106,306,880
Furniture And Fixtures	46,226,121	15,311,995
Plant & Machinery	85,497,269	56,715,245
Others	352,641,169	64,532,500
<b>Total</b>	<b>600,983,207</b>	<b>242,866,620</b>

<b>Schedule - 20 - Finance Costs</b>		
	<b>FY 2019-20</b>	<b>FY 2018-19</b>
1. Interest On Fixed Loans		
2. Interest On Other Loans		
3. Bank Charges	12,102,427	10,435,826
4. Others		
<b>Total</b>	<b>12,102,427</b>	<b>10,435,826</b>

