



# Bharath

## INSTITUTE OF HIGHER EDUCATION AND RESEARCH

(Declared as Deemed-to-be University under section 3 of UGC Act, 1956)  
(Vide Notification No. F.9-5/2000 - U.3, Ministry of Human Resource Development, Govt. of India, dated 4<sup>th</sup> July 2002)



Phone : 044-61116300 / 22293886 / 22299007  
Website : www.bharathuniv.ac.in

173, Agaram Road, Selaiyur, Tambaram,  
Chennai - 600 073. Tamil Nadu.

### Annexure to Criterion – 4.2.2

05/07/2023

### Statement of Expenditure – Library Purchases

This is to certify that the following is a true account of the expenditure incurred by the institution towards Library Purchases of books and subscriptions, extracted from the audited financial statements.

Financial Year	Expenditure (INR in Lacs)
2021-22	3873.42
2020-21	1033.78
2019-20	1352.73
2018-19	1103.54
2017-18	1025.67

Page -7

Page-16

Page 25

Page-35

Page-47



*W.P.*  
**FINANCE MANAGER**  
**BHARATH INSTITUTE OF HIGHER EDUCATION & RESEARCH**  
Selaiyur, Chennai-600 073. India

.....

**BHARATH INSTITUTE OF HIGHER EDUCATION & RESEARCH**

### Balance Sheet as on 31.03.2022

Sources of Funds	Schedule No.	As on 31.03.2022
Unrestricted Funds		
Corpus	1	10,00,00,000
General Fund	2	19,07,01,51,846
Designated / Earmarked Fund	3	-
Restricted Funds	4	-
Loans / Borrowings	5	-
Secured		5,30,45,64,022
Unsecured		
Current Liabilities & Provisions	6	32,60,30,093
<b>Total</b>		<b>24,80,07,45,961</b>
Application of Funds		
Fixed Assets	7	22,89,01,79,885
Investments	8	10,00,00,000
Current Assets	9	27,70,66,607
Loans, Advances & Deposits	10	1,53,34,99,468
<b>Total</b>		<b>24,80,07,45,960</b>


**For RRPM & ASSOCIATES LLP**  
Chartered Accountants  
Firm Regn No: 017126S


**K. Ramesh Babu, BCS, FCA.,**  
Partner  
M.No.222020

SRI LAKSHMI ANIMAL EDUCATIONAL TRUST  
Old No. 27, New No. 29 Thilak Street  
T. Nagar, Chennai-600 017.

BHARATH INSTITUTE OF HIGHER EDUCATION & RESEARCH		
Income and Expenditure Account for the year ended 31.03.2022		
Income	Schedule	As on 31.03.2022
Academic Receipts	11	15,15,75,92,984
Grants & Donations	12	1,28,97,52,706
Income from Investments	13	-
Other Incomes	14	30,05,72,452
<b>Total (A)</b>		<b>16,74,79,18,142</b>
Expenditure		
Staff Payments & Benefits	15	4,46,28,59,300
Academic Expenses	16	5,43,95,64,223
Administrative and General Expenses	17	3,28,92,41,553
Transportation Expenses	18	61,42,45,852
Repairs & Maintenance	19	1,10,29,42,722
Finance Costs	20	1,12,19,562
Depreciation		91,44,17,820
<b>Total (B)</b>		<b>15,83,44,91,031</b>
Balance being Excess of Income over Expenditure (A-B)		91,34,27,111
Transfer to / from Designated Fund		
Building Fund		
Others (Specify)		
<b>Balance being Surplus / (Deficit) carried to General Fund</b>		<b>91,34,27,111</b>

For RRPM & ASSOCIATES LLP  
Chartered Accountants  
Firm Regn No: 017126S

  
**K. Ramesh Babu, BCS, FCA.,**  
Partner  
M.No.222020

  
SRI LAKSHMI AMMAL EDUCATIONAL TRUST  
Old No. 27, New No. 109, Thilak Street  
T. Nagar, Chennai-600 017.

**BHARATH INSTITUTE OF HIGHER EDUCATION & RESEARCH****Schedules to Balance Sheet**


Schedule - 1 - Corpus	FY 2021-22
Opening Balance	10,00,00,000
Add: Contribution during the year	
Less: Assets written off during the year	
Closing Balance	10,00,00,000


Schedule - 2 - General Fund	FY 2021-22
Opening Balance	18,15,67,24,735
Add: Contribution during the year	91,34,27,111
Less: Assets written off during the year	
Closing Balance	19,07,01,51,846

Schedule - 3 - Designated / Earmarked Fund	FY 2021-22
Opening Balance	
Add: Contribution during the year	
i. Donations / Grants	
ii. Income from Investments made of the fund	
iii. Accrued Interest on Investments made of the fund	
iv. Other Additions	
Less: Utilisation during the year	
i. Capital Expenditure	
- Fixed Assets	
- Others	
ii. Revenue Expenditure	
- Salaries, wages, etc.	
- Rent	
- other Administrative Expenses	
Closing Balance	

Schedule - 4 - Restricted Fund	FY 2021-22
Opening Balance	
Add: Contribution during the year	
i. Donations / Grants	
ii. Income from Investments made of the fund	
iii. Accrued Interest on Investments made of the fund	
iv. Other Additions	
Less: Utilisation during the year	
i. Capital Expenditure	
- Fixed Assets	
- Others	
ii. Revenue Expenditure	
- Salaries, wages, etc. for research purposes	
- Rent	
- Scholarships / Stipend	
Closing Balance	

**For RRPM & ASSOCIATES LLP**  
Chartered Accountants  
Firm Regn No: 017126S


  
**K. Ramesh Babu, BCS, FCA.,**  
Partner  
M.No.222020


  
**SRI LAKSHMI AMMAL EDUCATIONAL TRUST**  
Old No. 27, New No. 29, Thang Street  
T. Nagar, Chennai-600 017.

Schedule - 5 - Loans / Borrowings	FY 2021-22
Secured Loans	
P	
a. Term Loans	
- Interest accrued and due	
b. Other Loans	
- Interest accrued and due	
From Financial Institutions	
a. Term Loans	
- Interest accrued and due	
b. Other Loans	
- Interest accrued and due	
From others including Sponsoring trust SL	
Total	
Unsecured Loans	
From Banks	
a. Term Loans	
- Interest accrued and due	
b. Other Loans	
- Interest accrued and due	
From Financial Institutions	
a. Term Loans	
- Interest accrued and due	
b. Other Loans	
- Interest accrued and due	
From others including Sponsoring trust	5,30,45,64,022
Total	5,30,45,64,022

Schedule - 6 - Current Liabilities and Provisions	FY 2021-22
A. Current Liabilities	
1. Deposits from Staff	
2. Deposits from Students	
3. Sundry Creditors	16,31,19,207
4. Advances received	
5. Interest accrued but not due on Loans	
6. Statutory Liabilities	
7. Other Current Liabilities	
a. Salaries	16,29,10,886
b. Receipts against sponsored Projects	
c. Receipts against sponsored fellowships and scholarships	
d. Unutilised Grants	
e. Others	
B. Provisions	
Total	32,60,30,093

For RRPM & ASSOCIATES LLP  
Chartered Accountants  
Firm Regn No: 017126S

  
K. Ramesh Babu, BCS, FCA.,  
Partner  
M.No.222020



  
SRI LAKSHMI AMMAL EDUCATIONAL TRUST  
Old No. 27, New No. 29, Tink Street  
T. Nagar, Chennai-600 017.

**BHARATH INSTITUTE OF HIGHER EDUCATION & RESEARCH****Schedules to Balance Sheet**

Schedule - 8 - Investments	FY 2021-22
Investments from Earmarked / Endowment Funds	
- Government Securities	
- Approved Securities	
- Shares , Debentures etc.,	
- Others	
Investments Others	
- Government Securities	
- Approved Securities	
- Shares , Debentures etc.,	
- Others	10,00,00,000
Total	10,00,00,000

Schedule - 9 - Current Assets	FY 2021-22
Stocks	
- Stores & Spares	
- Publications	
- Loose Tools	
- Others	
Sundry Debtors	
- Debt Outstanding for more than 6 months	
Fees Receivable	
TDS Receivable	
Bank Balances	26,27,45,863
Cash in hand	1,43,20,744
Total	27,70,66,607


Schedule - 10 - Loans, Advances & Deposits	FY 2021-22
Advances to employees	
Advance recoverable in cash or kind for value to be received	
Prepaid Expenses	
Deposits	41,40,28,062
Income Accrued	
Other Receivables	
- Debit balances in Sponsored Projects	
- Debit balances in Fellowship & Scholarship	
- Grants Recoverable	
- others	1,11,94,71,406
Inter Unit	
Total	1,53,34,99,468


**For RRPM & ASSOCIATES LLP**Chartered Accountants  
Firm Regn No: 017126S  
**K. Ramesh Babu, BCS, FCA.,**  
Partner  
M No 999020  
**SRI LAKSHMI AMMAL EDUCATIONAL TRUST**  
Old No. 27, New No. 29, 11th Street  
T. Nagar, Chennai-600 017.

Schedule - 7 - Fixed Assets AS ON 31.03.2022

Particulars	Gross Block			Depreciation				Net Block	
	Opening	Additions	Deletions	Opening	Additions	Deductions	Closing	Closing	Previous Year
Land	2,96,01,56,243			2,96,01,56,243				2,96,01,56,243	2,96,01,56,243
Building & Constructions	11,53,73,27,985			11,53,73,27,985	1,67,59,73,490	23,04,40,555	1,90,64,14,045	9,63,09,13,940	9,86,13,54,495
Library	51,48,36,317	38,73,42,755		90,21,79,072	14,30,34,435	2,58,79,707	16,89,14,142	73,32,64,930	37,18,01,882
Lab Equipments	2,70,71,92,204	2,58,66,82,460		5,29,38,74,664	53,56,87,962	39,50,45,718	93,07,28,680	4,36,31,45,984	2,17,15,09,242
Work Shop Equipments	64,25,87,341	52,29,77,280		1,16,55,64,621	17,47,11,163	8,50,55,895	25,97,67,058	90,57,97,563	46,78,76,178
Studios	17,76,89,083	4,79,18,720		22,56,07,803	4,26,16,521	79,31,695	5,05,48,216	17,50,59,587	13,50,72,562
Other Assets									
- Electrical Fittings	24,66,92,823	58,16,07,431		82,83,00,254	7,58,53,923	5,52,41,404	13,10,95,327	69,72,04,927	17,08,38,900
- Vehicles	8,60,88,377	14,10,95,765		20,71,84,142	2,90,89,812	61,22,691	3,52,12,503	17,19,71,639	3,69,98,565
- Furniture & Fittings	7,51,79,613	12,50,95,277		20,02,74,890	3,11,50,223	52,30,507	3,63,80,730	16,38,94,160	4,40,79,390
- Sports & Goods	1,76,49,805	3,94,20,229		5,70,70,034	25,22,972	21,04,290	46,27,363	5,24,32,761	1,51,16,822
- Computers	7,84,80,098	32,36,80,305		40,21,60,403	1,39,19,003	99,25,007	2,38,44,010	37,83,16,393	6,45,61,095
- Other Assets	66,55,65,090	1,57,07,06,067		2,23,62,71,157	10,06,05,564	9,14,40,250	19,20,45,815	2,04,42,25,342	56,49,59,526
Total	19,68,94,45,069	6,32,65,26,259	-	26,01,59,71,353	2,82,51,70,069	91,44,17,820	3,73,95,87,889	22,27,63,83,469	16,86,42,75,000
WORK IN PROGRESS	14,64,49,960	46,73,46,456		61,37,96,416				61,37,96,416	14,64,49,960
	19,83,58,95,029	6,79,38,72,745	-	26,62,97,67,774	2,82,51,70,069	91,44,17,820	3,73,95,87,889	22,89,01,79,885	17,01,07,74,960

For RRPM & ASSOCIATES LLP  
Chartered Accountants  
Firm Regn No: 0171265

  
K. Ramesh Babu, BCS, FCA.,  
Partner  
M.No.222020


  
SRI LAKSHMI AMMAL EDUCATIONAL TRUST  
Old No. 27, New No. 29, Thilak Street  
T. Nagar, Chennai-600 017.


**BHARATH INSTITUTE OF HIGHER EDUCATION & RESEARCH**  
Schedules to Income & Expenditure Account

Schedule - 11- Academic Receipts	FY 2021-22
<b>FEE FROM STUDENTS</b>	
<b>Academic</b>	
- Tuition Fees	9,15,78,49,451
- Admission Fees	54,39,19,005
- Alumni Contribution	44,12,09,400
- Fees From Executive Development Program (Corporate Training)	11,53,49,700
<b>Earnings from</b>	
- Patents	83,32,762
- Art & Craft Fees	
- Registration Fees	36,54,73,120
- Syllabus Fees	
- Allied Medical Sciences Fee	
<b>Total (A)</b>	<b>10,63,21,33,438</b>
<b>Examinations</b>	
- Admission test Fees	
- Annual examination Fees	1,66,47,99,045
- Marksheet, Certificate Fees	29,54,54,788
<b>Total (B)</b>	<b>1,96,02,53,833</b>
<b>Other Fees</b>	
- Identity Card Fees	11,67,46,089
- Transportation Fees	96,96,70,542
- Hostel Fees	1,02,56,24,099
- Other Miscellaneous Fees -FINE	26,53,23,095
- Certificate Verification Fee	
<b>Dental OPD</b>	
- SYNOPSIS FEES	
<b>Total (C)</b>	<b>2,37,73,63,825</b>
<b>Sale of Publications</b>	
- Books Sales	18,18,34,090
- Prospectus etc., sales	60,07,798
<b>Total (D)</b>	<b>18,78,41,888</b>
<b>Grand Total</b>	<b>15,15,75,92,984</b>

Schedule - 12 - Grants and Donations	FY 2021-22
<b>Government</b>	
- Central	
- State	
<b>Welfare Bodies / Institutions</b>	61,76,45,054
<b>Others For Research Purposes</b>	67,21,07,652
DDU-GKY-TNVRG SKILL PLAC-Project Fund	
TNSCST-Project Fund	
Transcript Income	
<b>Total</b>	<b>1,28,97,52,706</b>

**For RRPM & ASSOCIATES LLP**  
Chartered Accountants  
Firm Regn No: 017126S

  
**K. Ramesh Babu, BCS, FCA.,**  
Partner  
M.No.222020

  
**SRI LAKSHMI AMMAL EDUCATIONAL TRUST**  
Old No. 27, New No. 29, Thilak Street  
T. Nagar, Chennai-600 017.




Schedule - 13 - Income from Investments	FY 2021-22
Interest Income	
Income Received From Each Fund	
Income Accrued	
Others	
Total	


Schedule - 14 - Other Income	FY 2021-22
<b>A. Income from Land &amp; Buildings</b>	
1. Hostel Room Rent	
2. License Fees	
3. Hire Charges	
4. Electricity And Water Charges	
5. Hospital Income	
Total	
<b>B. Income from Holding Events</b>	
Gross Income From Annual Events	
Less: Direct Expenditure Related To The Annual Events	
Gross Income From Educational Tours	
Less: Direct Expenditure Related To Educational Tours	
Others	
Total	
<b>C. others</b>	
1. Income From Consultancy	30,05,72,452
2. Income from Sponsorship Project	
3. Income From Royalty	
4. Miscellaneous Receipts	
Total	30,05,72,452
<b>Grand Total</b>	<b>30,05,72,452</b>

Schedule - 15 - Staff Payments & Benefits	FY 2021-22
Salaries And Wages	2,55,92,66,004
Allowances And Bonus	
Contribution To Provident Fund	3,20,89,880
Retirement And Terminal Benefits	1,18,32,24,092
Staff Welfare Expenses	68,82,79,324
Total	4,46,28,59,300

Schedule - 16 - Academic Expenses	FY 2021-22
Admission Expenses	16,06,78,164
Alumni Function	4,38,08,818
Conference Expenses	
Convocation Expenses	4,43,27,499
CRRI Students Remuneration	8,66,52,414
Department Expenses including laboratories	1,26,22,26,275
Examination	15,51,83,727
Laboratory Expenses/Research Expenses	45,26,75,073
Patient Care Expenses	54,44,61,719
Payment To Visiting Faculty	6,64,07,958
Publications	21,22,31,411
Scholarship	4,01,52,324
Seminar / Workshop/Camp Expenses	25,73,85,420
Stipend / Merit Scholarship	1,98,74,73,092
Student Welfare Expenses	9,62,21,794
Subscription Expenses	2,96,78,535
Total	5,43,95,64,223

For RRPM & ASSOCIATES LLP  
Chartered Accountants  
Firm Regn No: 017126S

  
**K. Ramesh Babu, BCS, FCA.,**  
Partner  
M.No.222020

  
SRI LAKSHMI AMMAL EDUCATIONAL TRUST  
Old No. 27, New No. 29, Thirai Maset  
T. Nagar, Chennai-600 017.

Schedule - 17 - Administrative and General Expenses	FY 2021-22
Advertisement And Publicity	68,47,40,302
Electricity, Fuel And Power	31,13,60,444
Hospitality	64,87,72,341
Insurance	23,79,48,766
Others Expenses	2,54,31,553
Postage & Telegram	1,25,68,783
Printing And Stationery	84,57,84,264
Professional Charges	3,16,29,775
Rent, Rates And Taxes	6,31,26,646
Research & Publication	1,94,74,514
Security Expenses	7,69,39,973
Telephone And Internet Charges	96,83,670
Travelling And Conveyance Expenses	25,26,85,456
Water Charges	6,90,95,066
<b>Total</b>	<b>3,28,92,41,553</b>


Schedule - 18 - Transportation Expenses	FY 2021-22
Own Vehicles Running Expenses	36,78,01,747
Own Vehicles Repairs And Maintenance	12,74,27,086
Own Vehicles Insurance	11,90,17,019
<b>Total</b>	<b>61,42,45,852</b>


Schedule - 19 - Repairs & Maintenance	FY 2021-22
Building	14,52,78,543
Furniture And Fixtures	5,14,03,235
Plant & Machinery	11,60,76,920
Others	79,01,84,024
<b>Total</b>	<b>1,10,29,42,722</b>

Schedule - 20 - Finance Costs	FY 2021-22
Interest On Fixed Loans	
Interest On Other Loans	
Interest On Penalty	
Bank Charges	1,12,19,562
<b>Total</b>	<b>1,12,19,562</b>

Schedule - 21 - Other Expenses	FY 2021-22
Provision for Bad Debts	
Others	
<b>Total</b>	

For RRPM & ASSOCIATES LLP  
Chartered Accountants  
Firm Regn No: 017126S

  
**K. Ramesh Babu, BCS, FCA.,**  
Partner  
M.No.222020

  
SRI LAKSHMI AMMAL EDUCATIONAL TRUST  
Old No. 27, New No. 29, Thilak Street  
T. Nagar, Chennai-600 017.

2020-21

BHARATH INSTITUTE OF HIGHER EDUCATION & RESEARCH		
Balance Sheet as on 31.03.2021		
Sources of Funds	Schedule No.	As on 31.03.2021
Unrestricted Funds		
Corpus	1	10,00,00,000
General Fund	2	18,15,67,24,735
Designated / Earmarked Fund	3	-
Restricted Funds	4	-
Loans / Borrowings	5	-
Secured		1,76,22,87,815
Unsecured		
Current Liabilities & Provisions	6	26,91,81,020
Total		20,28,81,93,570
Application of Funds		
Fixed Assets	7	17,01,07,24,960
Investments	8	10,00,00,000
Current Assets	9	46,86,42,922
Loans, Advances & Deposits	10	2,70,88,25,688
Total		20,28,81,93,570


For RRPM & ASSOCIATES LLP  
Chartered Accountants  
Firm Regn No: 017126S


K. Ramesh Babu, BCS, FCA.,  
Partner  
M.No.222020

SRI LAKSHMI AMMAL EDUCATIONAL TRUST  
Old No. 27, New No. 29, Thilak Street  
T. Nagar, Chennai-600 017.

BHARATH INSTITUTE OF HIGHER EDUCATION & RESEARCH		
Income and Expenditure Account for the year ended 31.03.2021		
Income	Schedule	As on 31.03.2021
Academic Receipts	11	15,14,05,68,957
Grants & Donations	12	1,25,07,59,493
Income from Investments	13	-
Other Incomes	14	1,98,93,121
<b>Total (A)</b>		<b>16,41,12,21,571</b>
<b>Expenditure</b>		
Staff Payments & Benefits	15	4,73,37,54,971
Academic Expenses	16	5,23,81,12,964
Administrative and General Expenses	17	3,65,29,19,975
Transportation Expenses	18	81,49,31,159
Repairs & Maintenance	19	59,79,38,400
Finance Costs	20	1,28,00,444
Depreciation		55,05,38,856
<b>Total (B)</b>		<b>15,60,09,96,769</b>
<b>Balance being Excess of Income over Expenditure (A-B)</b>		<b>81,02,24,802</b>
<b>Transfer to / from Designated Fund</b>		
Building Fund		
Others (Specify)		
<b>Balance being Surplus / (Deficit) carried to General Fund</b>		<b>81,02,24,802</b>

For RRPM & ASSOCIATES LLP  
Chartered Accountants  
Firm Regn No: 017126S

  
K. Ramesh Babu, BCS, FCA.,  
Partner  
M.No.222020

  
SRI LAKSHMI AMMAL EDUCATIONAL TRUST  
Old No. 27, New No. 29, Thilak Street  
T. Nagar, Chennai-600 017.

**BHARATH INSTITUTE OF HIGHER EDUCATION & RESEARCH**  
Schedules to Balance Sheet


Schedule - 1 - Corpus	FY 2020-21
Opening Balance	10,00,00,000
Add: Contribution during the year	
Less: Assets written off during the year	
Closing Balance	10,00,00,000


Schedule - 2 - General Fund	FY 2020-21
Opening Balance	17,34,64,99,933
Add: Contribution during the year	81,02,24,802
Less: Assets written off during the year	
Closing Balance	18,15,67,24,735

Schedule - 3 - Designated / Earmaked Fund	FY 2020-21
Opening Balance	
Add: Contribution during the year	
i. Donations / Grants	
ii. Income from Investments made of the fund	
iii. Accrued Interest on Investments made of the fund	
iv. Other Additions	
Less: Utilisation during the year	
i. Capital Expenditure	
- Fixed Assets	
- Others	
ii. Revenue Expenditure	
- Salaries, wages, etc.	
- Rent	
- other Administrative Expenses	
Closing Balance	

Schedule - 4 - Restricted Fund	FY 2020-21
Opening Balance	
Add: Contribution during the year	
i. Donations / Grants	
ii. Income from Investments made of the fund	
iii. Accrued Interest on Investments made of the fund	
iv. Other Additions	
Less: Utilisation during the year	
i. Capital Expenditure	
- Fixed Assets	
- Others	
ii. Revenue Expenditure	
- Salaries, wages, etc. for research purposes	
- Rent	
- Scholarships / Stipend	
Closing Balance	

**For RRPM & ASSOCIATES LLP**  
Chartered Accountants  
Firm Regn No: 017126S


  
**K. Ramesh Babu, BCS, FCA.,**  
Partner  
M.No.222020


  
**SRI LAKSHMI AMMAL EDUCATIONAL TRUST**  
Old No. 27, New No. 29, Thilak Street  
T. Nagar, Chennai-600 017.

Schedule - 5 - Loans / Borrowings	FY 2020-21
Secured Loans	
P	
a. Term Loans	
- Interest accrued and due	
b. Other Loans	
- Interest accrued and due	
From Financial Institutions	
a. Term Loans	
- Interest accrued and due	
b. Other Loans	
- Interest accrued and due	
From others including Sponsoring trust SL	
<b>Total</b>	
Unsecured Loans	
From Banks	
a. Term Loans	
- Interest accrued and due	
b. Other Loans	
- Interest accrued and due	
From Financial Institutions	
a. Term Loans	
- Interest accrued and due	
b. Other Loans	
- Interest accrued and due	
From others including Sponsoring trust	1,76,22,87,815
<b>Total</b>	<b>1,76,22,87,815</b>

Schedule - 6 - Current Liabilities and Provisions	FY 2020-21
A. Current Liabilities	
1. Deposits from Staff	
2. Deposits from Students	
3. Sundry Creditors	13,88,52,311
4. Advances received	
5. Interest accrued but not due on Loans	
6. Statutory Liabilities	
7. Other Current Liabilities	
a. Salaries	13,03,28,709
b. Receipts against sponsored Projects	
c. Receipts against sponsored fellowships and scholarships	
d. Unutilised Grants	
e. Others	
B. Provisions	
<b>Total</b>	<b>26,91,81,020</b>

For RRPM & ASSOCIATES LLP  
Chartered Accountants  
Firm Regn No: 017126S

  
K. Ramesh Babu, BCS, FCA.,  
Partner  
M.No.222020

  
SRI LAKSHMI AMMAL EDUCATIONAL TRUST  
Old No. 27, New No. 29, Thilak Street  
T. Nagar, Chennai-600 017.


**BHARATH INSTITUTE OF HIGHER EDUCATION & RESEARCH****Schedules to Balance Sheet**


Schedule - 8 - Investments	FY 2020-21
Investments from Earmarked / Endowment Funds	
- Government Securities	
- Approved Securities	
- Shares , Debentures etc.,	
- Others	
Investments Others	
- Government Securities	
- Approved Securities	
- Shares , Debentures etc.,	
- Others	10,00,00,000
<b>Total</b>	<b>10,00,00,000</b>

Schedule - 9 - Current Assets	FY 2020-21
Stocks	
- Stores & Spares	
- Publications	
- Loose Tools	
- Others	
Sundry Debtors	
- Debt Outstanding for more than 6 months	
Fees Receivable	
TDS Receivable	
Bank Balances	39,70,39,204
Cash in hand	7,16,03,718
<b>Total</b>	<b>46,86,42,922</b>

Schedule - 10 - Loans, Advances & Deposits	FY 2020-21
Advances to employees	
Advance recoverable in cash or kind for value to be received	
Prepaid Expenses	
Deposits	59,14,68,660
Income Accrued	
Other Receivables	
- Debit balances in Sponsored Projects	
- Debit balances in Fellowship & Scholarship	
- Grants Recoverable	
- others	2,11,73,57,028
Inter Unit	
<b>Total</b>	<b>2,70,88,25,688</b>

**For RRPM & ASSOCIATES LLP**  
Chartered Accountants  
Firm Regn No: 017126S


  
**K. Ramesh Babu, BCS, FCA.,**  
Partner  
M. No. 222222


  
**SRI LAKSHMI AMMAL EDUCATIONAL TRUST**  
Old No. 27, New No. 29, Thilak Street  
T. Nagar, Chennai-600 017.

Schedule - 7 - Fixed Assets AS ON 31.03.2021

Particulars	Gross Block				Depreciation				Net Block	
	Opening	Additions	Deletions	Closing	Opening	Additions	Deductions	Closing	Closing	Previous Year
Land	2,96,01,56,243			2,96,01,56,243					2,96,01,56,243	2,96,01,56,243
Building & Constructions	11,53,73,27,985			11,53,73,27,985	1,44,55,32,935	23,04,40,555		1,67,59,73,490	9,86,13,54,495	10,09,17,95,050
Library	41,14,57,817	10,33,78,500		51,48,36,317	12,82,65,955	1,47,68,480		14,30,34,435	37,18,01,882	28,31,91,862
Lab Equipments	1,83,77,65,868	86,54,26,336		2,70,31,92,204	33,36,63,693	20,20,19,269		53,56,82,962	2,17,15,09,242	1,50,41,02,175
Work Shop Equipments	56,60,77,935	7,65,59,406		64,26,37,341	12,78,19,004	4,68,92,159		17,47,11,163	46,78,76,178	43,82,08,931
Studios	15,51,91,883	2,24,97,200		17,76,89,083	3,63,69,505	62,47,016		4,26,16,521	13,50,72,562	11,88,22,378
Other Assets										
- Electrical Fittings	19,18,20,317	5,48,72,506		24,66,92,823	5,94,01,365	1,64,52,558		7,58,53,923	17,08,38,900	13,24,18,952
- Vehicles	6,60,88,377			6,60,88,377	2,71,36,773	19,53,039		2,90,89,812	3,69,98,565	3,89,51,604
- Furniture & Fittings	6,37,21,213	1,14,58,400		7,51,79,613	2,91,86,784	19,63,439		3,11,50,223	4,40,29,390	3,45,34,429
- Sports & Goods	96,68,667	79,81,228		1,76,49,895	18,82,155	6,50,818		25,32,973	1,51,16,922	77,86,512
- Computers	5,52,34,920	2,32,45,178		7,84,80,098	1,19,82,175	19,36,828		1,39,19,003	6,45,61,095	4,32,52,745
- Other Assets	51,98,86,500	14,56,78,590		66,55,65,090	2,33,90,869	2,72,14,695		10,06,05,564	56,49,59,526	44,64,95,631
Total	18,37,43,47,725	1,80,90,38,520	-	19,68,94,45,063	2,77,46,31,213	55,05,38,856	-	2,82,51,70,069	16,86,42,75,993	16,09,97,16,512
WORK IN PROGRESS	7,14,39,005	7,50,10,955		14,64,49,960	-				14,64,49,960	7,14,39,005
	18,44,57,86,730	1,88,41,09,485	-	19,83,58,95,029	2,77,46,31,213	55,05,38,856	-	2,82,51,70,069	17,01,07,24,953	16,17,11,55,517

For RRPM & ASSOCIATES LLP  
Chartered Accountants  
Firm Regn No: 017126S

  
K. Ramesh Babu, BCS, FCA.,  
Partner  
M.No.222020

  
SRI LAKSHMI AMMAL EDUCATIONAL TRUST  
Old No. 27, New No. 29, Thilak Street  
T. Nagar, Chennai-600 017.





**BHARATH INSTITUTE OF HIGHER EDUCATION & RESEARCH**  
Schedules to Income & Expenditure Account

Schedule - 11- Academic Receipts	FY 2020-21
<b>FEE FROM STUDENTS</b>	
Academic	
- Tuition Fees	8,94,34,47,610
- Admission Fees	67,77,45,965
- Alumni Contribution	52,88,54,356
- Fees From Executive Development Program (Corporate Training)	2,77,25,000
Earnings from	
- Patents	72,45,880
- Art & Craft Fees	
- Registration Fees	40,78,54,232
- Syllabus Fees	
- Allied Medical Sciences Fee	
<b>Total (A)</b>	<b>10,59,28,73,043</b>
Examinations	
- Admission test Fees	
- Annual examination Fees	1,62,47,72,454
- Marksheet, Certificate Fees	34,67,72,563
<b>Total (B)</b>	<b>1,97,15,45,017</b>
Other Fees	
- Identity Card Fees	10,97,45,300
- Transportation Fees	91,97,56,547
- Hostel Fees	99,67,77,459
- Other Miscellaneous Fees -FINE	30,56,65,877
- Certificate Verification Fee	
Dental OPD	
- SYNOPSIS FEES	
<b>Total (C)</b>	<b>2,33,19,45,183</b>
Sale of Publications	
- Books Sales	23,46,89,152
- Prospectus etc., sales	95,16,562
<b>Total (D)</b>	<b>24,42,05,714</b>
<b>Grand Total</b>	<b>15,14,05,68,957</b>

Schedule - 12 - Grants and Donations	FY 2020-21
Government	
- Central	
- State	
Welfare Bodies / Institutions	58,17,65,025
Others For Research Purposes	66,89,94,468
DDU-GKY-TNVRK SKILL PLAC-Project Fund	
TNSCST-Project Fund	
Transcript Income	
<b>Total</b>	<b>1,25,07,59,493</b>

**For RRPM & ASSOCIATES LLP**  
Chartered Accountants  
Firm Regn No: 017126S

  
**K. Ramesh Babu, BCS, FCA.,**  
Partner  
M.No.222020

  
**SRI LAKSHMI AMMAL EDUCATIONAL TRUST**  
Old No. 27, New No. 29, Thilak Street  
T. Nagar, Chennai-600 017.


Schedule - 13 - Income from Investments	FY 2020-21
Interest Income	
Income Received From Each Fund	
Income Accrued	
Others	
<b>Total</b>	


Schedule - 14 - Other Income	FY 2020-21
<b>A. Income from Land &amp; Buildings</b>	
1. Hostel Room Rent	
2. License Fees	
3. Hire Charges	
4. Electricity And Water Charges	
5. Hospital Income	
<b>Total</b>	
<b>B. Income from Holding Events</b>	
Gross Income From Annual Events	
Less: Direct Expenditure Related To The Annual Events	
Gross Income From Educational Tours	
Less: Direct Expenditure Related To Educational Tours	
Others	
<b>Total</b>	
<b>C. others</b>	
1. Income From Consultancy	1,98,93,121
2. Income from Sponsorship Project	
3. Income From Royalty	
4. Miscellaneous Receipts	
<b>Total</b>	<b>1,98,93,121</b>
<b>Grand Total</b>	<b>1,98,93,121</b>

Schedule - 15 - Staff Payments & Benefits	FY 2020-21
Salaries And Wages	2,70,28,50,200
Allowances And Bonus	
Contribution To Provident Fund	3,14,57,459
Retirement And Terminal Benefits	1,22,76,52,670
Staff Welfare Expenses	77,17,94,642
<b>Total</b>	<b>4,73,37,54,971</b>

Schedule - 16 - Academic Expenses	FY 2020-21
Admission Expenses	15,67,62,564
Alumni Function	5,67,98,556
Conference Expenses	2,04,14,557
Convocation Expenses	5,74,81,432
CRRI Students Remuneration	7,34,56,488
Department Expenses including laboratories	1,22,59,66,542
Examination	21,22,63,090
Laboratory Expenses/Research Expenses	43,32,96,172
Patient Care Expenses	56,91,85,664
Payment To Visiting Faculty	6,07,52,780
Publications	18,90,06,400
Scholarship	3,98,71,432
Seminar / Workshop/Camp Expenses	2,75,14,100
Stipend / Merit Scholarship	1,96,08,07,211
Student Welfare Expenses	11,67,92,010
Subscription Expenses	3,77,43,966
<b>Total</b>	<b>5,23,81,12,964</b>

**For RRPM & ASSOCIATES LLP**  
Chartered Accountants  
Firm Regn No: 017126S

  
**K. Ramesh Babu, BCS, FCA.,**  
Partner  
M.No.222020

  
**SRI LAKSHMI AMMAL EDUCATIONAL TRUST**  
Old No. 27, New No. 29, Thilak Street  
T. Nagar, Chennai-600 017

Schedule - 17 - Administrative and General Expenses	FY 2020-21
Advertisement And Publicity	80,55,76,826
Electricity, Fuel And Power	29,65,33,756
Hospitality	61,78,78,420
Insurance	22,66,17,872
Others Expenses	2,37,56,880
Postage & Telegram	1,66,58,990
Printing And Stationery	82,66,67,920
Professional Charges	4,19,67,540
Rent, Rates And Taxes	9,45,66,433
Research & Publication	1,75,56,620
Security Expenses	10,87,42,522
Telephone And Internet Charges	1,28,76,880
Travelling And Conveyance Expenses	46,88,95,462
Water Charges	9,46,23,854
<b>Total</b>	<b>3,65,29,19,975</b>

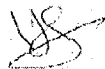
Schedule - 18 - Transportation Expenses	FY 2020-21
Own Vehicles Running Expenses	48,44,20,055
Own Vehicles Repairs And Maintenance	17,17,64,552
Own Vehicles Insurance	15,87,46,552
<b>Total</b>	<b>81,49,31,159</b>


Schedule - 19 - Repairs & Maintenance	FY 2020-21
Building	12,49,76,421
Furniture And Fixtures	5,16,89,045
Plant & Machinery	9,86,58,888
Others	32,26,14,046
<b>Total</b>	<b>59,79,38,400</b>

Schedule - 20 - Finance Costs	FY 2020-21
Interest On Fixed Loans	
Interest On Other Loans	
Interest On Penalty	
Bank Charges	1,28,00,444
<b>Total</b>	<b>1,28,00,444</b>

Schedule - 21 - Other Expenses	FY 2020-21
Provision for Bad Debts	
Others	
<b>Total</b>	

For RRPM & ASSOCIATES LLP  
Chartered Accountants  
Firm Regn No: 017126S

  
**K. Ramesh Babu, BCS, FCA.,**  
Partner  
M.No.222020

  
SRI LAKSHMI AMMAL EDUCATIONAL TRUST  
Old No. 27, New No. 29, Thiruvalluvar Street  
T. Nagar, Chennai-600 017,

2019-20

**BHARATH INSTITUTE OF HIGHER EDUCATION & RESEARCH**

Balance Sheet as at 31.03.2020

Sources of Funds	Schedule No.	As on 31.03.2020	As on 31.03.2019
<b>Unrestricted Funds</b>			
Corpus	1	100,000,000	100,000,000
General Fund	2	17,503,039,956	16,219,224,511
Designated / Earmarked Fund	3	-	-
<b>Restricted Funds</b>	4	-	-
<b>Loans / Borrowings</b>	5		
Secured		-	-
Unsecured		1,261,596,556	878,997,334
<b>Current Liabilities &amp; Provisions</b>	6	275,410,495	168,675,028
<b>Total</b>		<b>19,140,047,007</b>	<b>17,366,896,873</b>
<b>Application of Funds</b>			
<b>Fixed Assets</b>	7	16,171,155,517	14,985,209,749
<b>Investments</b>	8	100,000,000	100,000,000
<b>Current Assets</b>	9	406,322,683	163,422,216
<b>Loans, Advances &amp; Deposits</b>	10	2,462,568,807	2,118,264,907
<b>Total</b>		<b>19,140,047,007</b>	<b>17,366,896,873</b>

0

For Bharath Institute of Higher Education &amp; Research

J. Lakshmi A-2


Member

J. Srinivasan

Member

N. C. Ananthakumar

N C Ananthakumar  
Chartered Accountant  
Membership No.023667



**BHARATH INSTITUTE OF HIGHER EDUCATION & RESEARCH****Income and Expenditure Account for the year ended 31.03.2020**

Income	Schedule	As on 31.03.2020	As on 31.03.2019
Academic Receipts	11	14,760,927,623	12,114,562,132
Grants & Donations	12	1,195,371,780	1,125,510,870
Income from Investments	13	-	-
Other Incomes	14	111,812,613	99,297,768
Total (A)		16,068,112,016	13,339,370,770
Expenditure			
Staff Payments & Benefits	15	4,194,791,997	3,561,630,708
Academic Expenses	16	5,187,656,116	4,089,846,128
Administrative and General Expenses	17	3,534,688,460	3,264,248,853
Transportation Expenses	18	788,541,680	744,244,191
Repairs & Maintenance	19	600,983,207	242,866,620
Finance Costs	20	12,102,427	10,435,826
Depreciation		465,532,683	410,209,081
Total (B)		14,784,296,571	12,323,481,407
Balance being Excess of Income over Expenditure (A-B)		1,283,815,445	1,015,889,363
Transfer to / from Designated Fund			
Building Fund			
Others (Specify)			
Balance being Surplus / (Deficit) carried to General Fund		1,283,815,445	1,015,889,363

For Bharath Institute of Higher Education &amp; Research


J. Indira A-2

Member

T. Srinivasan

Member

N. C. Ananthakumar

N C Ananthakumar  
Chartered Accountant  
Membership No.023667


**BHARATH INSTITUTE OF HIGHER EDUCATION & RESEARCH**  
Schedules to Financial Statements

Schedule - 1 - Corpus	FY 2019-20	FY 2018-19
Opening Balance	100,000,000	100,000,000
Add: Contribution during the year		
Less: Assets written off during the year		
Closing Balance	100,000,000	100,000,000

Schedule - 2 - General Fund	FY 2019-20	FY 2018-19
Opening Balance	16,219,224,511	15,203,335,150
Add: Contribution during the year	1,283,815,445	1,015,889,361
Less: Assets written off during the year		
Closing Balance	17,503,039,956	16,219,224,511


Schedule - 3 - Designated / Earmaked Fund	FY 2019-20	FY 2018-19
Opening Balance		
Add: Contribution during the year		
i. Donations / Grants		
ii. Income from Investments made of the fund		
iii. Accrued Interest on Investments made of the fund		
iv. Other Additions		
Less: Utilisation during the year		
i. Capital Expenditure		
- Fixed Assets		
- Others		
ii. Revenue Expenditure		
- Salaries, wages, etc.		
- Rent		
- other Administrative Expenses		
Closing Balance	-	-

Schedule - 4 - Restricted Fund	FY 2019-20	FY 2018-19
Opening Balance		
Add: Contribution during the year		
i. Donations / Grants		
ii. Income from Investments made of the fund		
iii. Accrued Interest on Investments made of the fund		
iv. Other Additions		
Less: Utilisation during the year		
i. Capital Expenditure		
- Fixed Assets		
- Others		
ii. Revenue Expenditure		
- Salaries, wages, etc. for research purposes		
- Rent		
- Scholarships / Stipend		
Closing Balance	-	-



Schedule - 5 - Loans / Borrowings	FY 2019-20	FY 2018-19
<b>Secured Loans</b>		
From Banks		
a. Term Loans		
- Interest accrued and due		
b. Other Loans	-	-
- Interest accrued and due		
From Financial Institutions		
a. Term Loans	-	-
- Interest accrued and due		
b. Other Loans	-	-
- Interest accrued and due		
From others including Sponsoring trust SL	-	
<b>Unsecured Loans</b>		
From Banks		
a. Term Loans	-	-
- Interest accrued and due		
b. Other Loans	-	-
- Interest accrued and due		
From Financial Institutions		
a. Term Loans	-	-
- Interest accrued and due		
b. Other Loans	-	-
- Interest accrued and due		
From others including Sponsoring trust	1,261,596,556	878,997,334
<b>Total</b>	<b>1,261,596,556</b>	<b>878,997,334</b>

Schedule - 6 - Current Liabilities and Provisions	FY 2019-20	FY 2018-19
<b>A. Current Liabilities</b>		
1. Deposits from Staff	-	-
2. Deposits from Students	-	-
3. Sundry Creditors	151,287,915	90,157,990
4. Advances received		
5. Interest accrued but not due on Loans		-
6. Statutory Liabilities		
7. Other Current Liabilities	124,122,580	78,517,038
a. Salaries		
b. Receipts against sponsored Projects		-
c. Receipts against sponsored fellowships and scholarships		-
d. Unutilised Grants		-
e. Others		-
<b>B. Provisions</b>		
<b>Total</b>	<b>275,410,495</b>	<b>168,675,028</b>



**BHARATH INSTITUTE OF HIGHER EDUCATION & RESEARCH**  
Schedules to Financial Statements

Schedule - 8 - Investments		
	FY 2019-20	FY 2018-19
Investments from Earmarked / Endowment Funds		
- Government Securities	-	-
- Approved Securities	-	-
- Shares , Debentures etc.,	-	-
- Others	-	-
Investments Others		
- Government Securities	-	-
- Approved Securities	-	-
- Shares , Debentures etc.,	-	-
- Others	-	-
	100,000,000	100,000,000
<b>Total</b>	<b>100,000,000</b>	<b>100,000,000</b>

Schedule - 9 - Current Assets		
		FY 2018-19
Stocks		
- Stores & Spares	-	-
- Publications	-	-
- Loose Tools	-	-
- Others	-	-
Sundry Debtors		
- Debt Outstanding for more than 6 months		
Bank Balances	341,228,394	163,422,216
Cash in hand	65,094,289	
<b>Total</b>	<b>406,322,683</b>	<b>163,422,216</b>

Schedule - 10 - Loans, Advances & Deposits		
		FY 2018-19
Advances to employees	-	
Advance recoverable in cash or kind for value to be received		
Prepaid Expenses	-	
Deposits	537,698,782	293,959,206
Income Accrued	-	-
Other Receivables		
- Debit balances in Sponsored Projects	-	-
- Debit balances in Fellowship & Scholarship	-	-
- Grants Recoverable	-	-
- others	-	-
	1,924,870,025	1,824,305,701
<b>Total</b>	<b>2,462,568,807</b>	<b>2,118,264,907</b>





**BHARATH INSTITUTE OF HIGHER EDUCATION AND RESEARCH**  
**Schedule - 7 - Fixed Assets AS ON 31.03.2020**

Particulars	Gross Block			Depreciation		Net Block	
	Opening	Additions	Closing	Opening	Additions	Closing	Previous Year
Land	2,960,156,243		2,960,156,243			2,960,156,243	2,960,156,243
Buildings	10,270,053,347	52,182,258	10,322,235,605	1,215,092,380	230,440,555	1,445,532,935	10,270,053,347
Electrical Fittings	119,627,826	25,584,100	145,211,926	46,608,391	12,792,974	59,401,365	119,627,826
Lab Equipments	526,794,144	1,114,447,950	1,641,242,094	196,523,775	137,139,918	333,663,693	526,794,144
Work Shop Equipments	339,950,646	139,563,600	479,514,246	86,513,690	41,305,314	127,819,004	339,950,646
Library	159,721,449	135,273,400	294,994,849	116,462,968	11,802,987	128,265,955	159,721,449
Vehicle	40,904,643		40,904,643	25,183,734	1,953,039	27,136,773	40,904,643
Studios	90,159,920	34,118,540	124,278,460	30,913,423	5,456,082	36,369,505	90,159,920
Furniture & Fittings	36,198,613		36,198,613	27,522,600	1,664,184	29,186,784	36,198,613
Sports and Goods	5,328,450	2,814,579	8,143,029	1,525,635	356,520	1,882,155	5,328,450
Computers	2,703,118	41,912,783	44,615,901	10,619,020	1,363,155	11,982,175	2,703,118
Other Assets	362,172,348	105,581,238	467,753,586	52,132,914	21,257,955	73,390,869	362,172,348
Total	14,913,770,747	1,651,478,448	16,565,249,195	1,809,098,530	465,532,683	2,274,631,213	14,913,770,747
WORK IN PROGRESS	71,439,005		71,439,005				71,439,005
	14,985,209,752	1,651,478,448	16,636,688,200	1,809,098,530	465,532,683	2,274,631,213	14,985,209,752



**BHARATH INSTITUTE OF HIGHER EDUCATION & RESEARCH**

Schedule - 11- Academic Receipts	FY 2019-20	FY 2018-19
<b>FEE FROM STUDENTS</b>		
<b>Academic</b>		
- Tuition Fees	8,792,010,360	7,019,760,827
- Admission Fees	645,527,872	545,916,738
- Registration Fees	390,149,722	321,782,043
- Alumni Contribution	498,049,863	451,759,921
- Fee from Executive Development Programme	27,887,996	23,188,210
- Earnings from Patents	7,099,336	5,902,930
<b>Total (A)</b>	<b>10,360,725,149</b>	<b>8,368,310,669</b>
<b>Examinations</b>		
- Admission test Fees		
- Annual examination Fees	1,481,783,081	1,124,360,213
- Marksheet, Certificate Fees	322,290,060	271,313,051
<b>Total (B)</b>	<b>1,804,073,141</b>	<b>1,395,673,264</b>
<b>Other Fees</b>		
- Identity Card Fees	104,368,517	79,193,648
- Transportation Fees	952,665,936	852,260,213
- Hostel Fees	961,288,660	907,818,170
- Other Miscellaneous Fees -FINE	344,722,900	313,986,738
<b>Total ( C )</b>	<b>2,363,046,012</b>	<b>2,153,258,769</b>
<b>Sale of Publications</b>		
- Books Sales	223,963,041	189,598,550
- Prospectus etc., sales	9,120,279	7,720,880
<b>Total ( D )</b>	<b>233,083,320</b>	<b>197,319,430</b>
<b>Grand Total</b>	<b>14,760,927,623</b>	<b>12,114,562,132</b>


Schedule - 12 - Grants and Donations	FY 2019-20	FY 2018-19
<b>Government</b>		
- Central		
- State		
<b>Welfare Bodies / Institutions</b>	553,791,502	504,891,580
<b>Others For Research Purposes</b>	641,580,278	620,619,290
<b>Total</b>	<b>1,195,371,780</b>	<b>1,125,510,870</b>



Schedule - 13 - Income from Investments	FY 2019-20	FY 2018-19
Interest Income		
Income Received From Each Fund		
Income Accrued		
Others		
Total	-	-

Schedule - 14 - Other Income	FY 2019-20	FY 2018-19
<b>A. Income from Land &amp; Buildings</b>		
1. Hostel Room Rent		
2. License Fees		
3. Hire Charges		
4. Electricity And Water Charges		
Total	-	-
<b>B. Income from Holding Events</b>		
Gross Income From Annual Events		
Less: Direct Expenditure Related To The Annual Events		
Gross Income From Educational Tours		
Less: Direct Expenditure Related To Educational Tours		
Others		
Total		-
<b>C. others</b>		
1. Income From Consultancy	111,812,613	99,297,768
2. Income From Royalty		
3. Miscellaneous Receipts		
Others		-
Total	111,812,613	99,297,768
<b>Grand Total</b>	111,812,613	99,297,768


Schedule - 15 - Staff Payments & Benefits	FY 2019-20	FY 2018-19
Salaries And Wages	2,217,553,700	1,763,254,300
Allowances And Bonus		
Contribution To Provident Fund	30,162,360	21,159,052
Staff Welfare Expenses	740,930,327	616,794,952
Ltc Facility		
Medical Facility/ L W Fund		
Retirement And Terminal Benefits	1,206,145,610	1,160,422,404
Total	4,194,791,997	3,561,630,708



Schedule - 16 - Academic Expenses	FY 2019-20	FY 2018-19
Admission Expenses	148,856,471	90,289,095
Alumini Function	54,038,161	43,276,748
Convocation Expenses	54,677,954	47,601,306
Department Expenses including laboratories	1,193,073,258	1,120,397,024
Examination	191,419,071	116,105,498
Laboratory Expenses/Research Expenses	484,364,560	338,344,550
Patient Care Expenses	542,075,870	498,850,476
Payment To Visiting Faculty	57,244,199	49,835,417
Publications	212,447,382	157,524,205
Stipend/Merit Scholarship	1,945,812,482	1,371,694,048
Seminar / Workshop/Camp Expenses	148,348,700	117,293,400
Student Welfare Expenses	118,689,547	108,408,121
Subscription Expenses	36,608,462	30,226,240
<b>Total</b>	<b>5,187,656,116</b>	<b>4,089,846,128</b>


Schedule - 17 - Administrative and General Expenses	FY 2019-20	FY 2018-19
Advertisement And Publicity	786,049,108	766,152,137
Electricity, Fuel And Power	341,233,429	322,009,464
Hospitality	581,086,472	529,705,079
Insurance	202,648,006	201,445,377
Others	21,992,479	17,458,505
Postage & Telegram	15,857,376	13,673,688
Printing And Stationery	789,519,282	680,796,139
Professional Charges	39,905,633	31,678,680
Rent, Rates And Taxes	89,736,770	77,379,296
Security Expenses	97,071,140	77,058,935
Telephone And Internet Charges	12,217,380	10,534,949
Travelling And Conveyance Expenses	444,964,797	439,429,306
Water Charges	112,406,587	96,927,298
<b>Total</b>	<b>3,534,688,460</b>	<b>3,264,248,853</b>

Schedule - 18 - Transportation Expenses	FY 2019-20	FY 2018-19
Own Vehicles Running Expenses	472,167,628	471,437,386
Own Vehicles Repairs And Maintenance	163,585,262	141,058,258
Own Vehicles Insurance	152,788,790	131,748,547
<b>Total</b>	<b>788,541,680</b>	<b>744,244,191</b>



Schedule - 19 - Repairs & Maintenance	FY 2019-20	FY 2018-19
Building	116,618,647	106,306,880
Furniture And Fixtures	46,226,121	15,311,995
Plant & Machinery	85,497,269	56,715,245
Others	352,641,169	64,532,500
<b>Total</b>	<b>600,983,207</b>	<b>242,866,620</b>

Schedule - 20 - Finance Costs	FY 2019-20	FY 2018-19
1. Interest On Fixed Loans		
2. Interest On Other Loans		
3. Bank Charges	12,102,427	10,435,826
4. Others		
<b>Total</b>	<b>12,102,427</b>	<b>10,435,826</b>



2018-19

**N.C. ANANTHAKUMAR**, M.Com., F.C.A.,  
Chartered Accountant

Phone : 044 - 2461 4791  
044 - 4210 8612  
Email : ncananthakumar@gmail.com

Office & Residence : No. 10, Trustpakkam South, Raja Annamalaipuram, Chennai - 600 028.

**FORM10B**  
(Sec rule 17B)

Audit report under section 12A (b) of the Income Tax Act, 1961, in the case of  
Public Charitable Society or Institution

I have examined the balance sheet of Bharath Institute of Higher Education and Research, Office at 25, Mahalingam Street, Mahalingapuram, Chennai - 6000 034. (Pan No. AACAB5765A) as at 31.03.2019 and the Income and Expenditure account for the year ended on that date which are in agreement with the books of account maintained by the said Institution. These financial statements are the responsibility of the management. My responsibility is to express an opinion on these statements based on my audit.

I conducted my audit in accordance with auditing standards generally accepted in India. Those Standards require that I plan and perform the audit to obtain reasonable assurance about whether the financial statements are free of material misstatement. An audit includes examining, on a test basis, evidence supporting the amounts and disclosures in the financial statements. An audit also includes assessing the accounting principles use and significant estimates made by managements, as well as evaluating the overall financial statement presentation. I believe that my audit provides a reasonable basis for my opinion.


I have obtained all the information and explanations which to the best of my knowledge and belief were necessary for the purposes of the audit. In my opinion, proper books of account have been kept by the above named Institution, so far as appears from my examination of the books.

In my opinion and to the best of my information, and according to information given to us, the said accounts given a true and fair view -

- (i) In the case of the Balance Sheet of the state of affairs of the above named Institution as on 31.03.2019, and
- (ii) In the case of the income and expenditure account excess of Expenditure over Income for the year ending on 31.03.2019.

The prescribed particulars are annexed hereto.

Place: Chennai  
Date: 28.09.2019.




*N.C. Ananthakumar*  
N.C. ANANTHAKUMAR, M.Com., F.C.A.,  
CHARTERED ACCOUNTANT  
No. 10, Trustpakkam South,  
Raja Annamalaipuram, Chennai-600 028.

BHARATH INSTITUTE OF HIGHER EDUCATION AND RESEARCH		
CHENNAI 73		
Balance Sheet as at 31.3.2019		
Sources of Funds	Schedule No.	Current Year
Unrestricted Funds		
Corpus	1	10,00,00,000
General Fund	2	16,21,92,24,511
Designated / Earmarked Fund	3	
Restricted Funds	4	
Loans / Borrowings	5	87,89,97,334
Secured		
Unsecured		
Current Liabilities & Provisions	6	16,86,75,028
Total		17,36,68,96,873
Application of Funds		
Fixed Assets	7	14,98,52,09,749
Investments	8	
Long Term		10,00,00,000
Short Term		
Current Assets	9	16,34,22,216
Loans, Advances & Deposits	10	2,11,82,64,907
Total		17,36,68,96,873

*J. Freely*  
**SECRETARY**

**Bharath Institute of Higher Education & Research**




*N. I. Ananthakumar*  
**N.C. ANANTHAKUMAR, M.Com., F.C.A.,**  
**CHARTERED ACCOUNTANT**  
 No. 10, Trustpakkam South,  
 Raja Annamalaipuram, Chennai-600 028.

BHARATH INSTITUTE OF HIGHER EDUCATION AND RESEARCH		
CHENNAI 73		
Income and Expenditure Account for the year ended 31.3.2019		
	Schedule	Current Year
		Total
Income		
Academic Receipts	11	12,11,45,62,128
Grants & Donations	12	1,12,55,10,870
Income from Investments	13	
Other Incomes	14	9,92,97,768
Total (A)		13,33,93,70,766
Expenditure		
Staff Payments & Benefits	15	3,56,16,30,707
Academic Expenses	16	4,08,98,46,127
Administrative and General Expenses	17	3,26,42,48,853
Transportation Expenses	18	74,42,44,191
Repairs & Maintenance	19	24,28,66,621
Finance Costs	20	1,04,35,826
Depreciation	21	41,02,09,081
Total (B)		12,32,34,81,406
Balance being Excess of Income over Expenditure (A-B)		1,01,58,89,361
Transfer to / from Designated Fund		
Building Fund		
Others (Specify)		
Balance being Surplus / (Deficit) carried to General Fund		1,01,58,89,361

*S. Jeyaraj*  
**SECRETARY**

**Bharath Institute of Higher Education & Research**



*N. I. Ananthakumar*  
**N.C. ANANTHAKUMAR, M.Com., F.C.A.,**  
**CHARTERED ACCOUNTANT**  
 No. 10, Trustpakkam South,  
 Raja Annamalaiapuram, Chennai-600 022.



# Schedules to Financial Statements

## Schedule - 1 - Corpus

	Current year
Opening Balance	10,00,00,000
Add: Contribution during the year	
Less: Assets written off during the year	
Closing Balance	10,00,00,000

## Schedule - 2 - General Fund

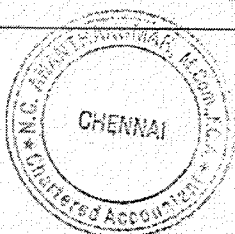
	Current year
Opening Balance	15,20,33,35,150
Add: Contribution during the year	1,01,58,89,361
Less: Assets written off during the year	
Closing Balance	16,21,92,24,511

## Schedule - 3 - Designated / Earmarked Fund

	Current year
Opening Balance	
Add: Contribution during the year	
i. Donations / Grants	
ii. Income from Investments made of the fund	
iii. Accrued Interest on Investments made of the fund	
iv. Other Additions	
Less: Utilisation during the year	
i. Capital Expenditure	
- Fixed Assets	
- Others	
ii. Revenue Expenditure	
- Salaries, wages, etc.	
- Rent	
- other Administrative Expenses	
Closing Balance	

## Schedule - 4 - Restricted Fund

	Current year
Opening Balance	
Add: Contribution during the year	
i. Donations / Grants	
ii. Income from Investments made of the fund	
iii. Accrued Interest on Investments made of the fund	
iv. Other Additions	
Less: Utilisation during the year	
i. Capital Expenditure	
- Fixed Assets	
- Others	
ii. Revenue Expenditure	
- Salaries, wages, etc.	
- Rent	
- other Administrative Expenses	
Closing Balance	



## Schedule - 5 - Loans / Borrowings

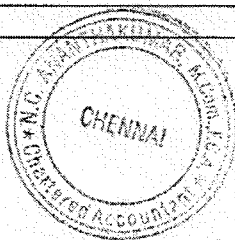
Current year

Secured Loans	
From Banks	
a. Term Loans	
- Interest accrued and due	
b. Other Loans	
- Interest accrued and due	
From Financial Institutions	
a. Term Loans	
- Interest accrued and due	
b. Other Loans	
- Interest accrued and due	
From others including Sponsoring trust	
Unsecured Loans	
From Banks	
a. Term Loans	
- Interest accrued and due	
b. Other Loans	
- Interest accrued and due	
From Financial Institutions	
a. Term Loans	
- Interest accrued and due	
b. Other Loans	
- Interest accrued and due	
From others including Sponsoring trust	87,89,97,334
Total	87,89,97,334

## Schedule - 6 - Current Liabilities and Provisions

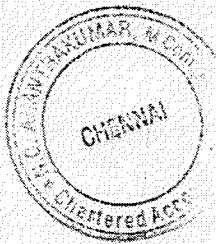
Current year

A. Current Liabilities	
1. Deposits from Staff	
2. Deposits from Students	
3. Sundry Creditors	9,01,57,990
4. Advances received	
5. Interest accrued but not due on Loans	
6. Statutory Liabilities	
7. Other Current Liabilities	7,85,17,038
a. Salaries	
b. Receipts against sponsored Projects	
c. Receipts against sponsored fellowships and scholarships	
d. Unutilised Grants	
e. Others	
B. Provisions	
Total	16,86,75,028



Schedule - 7 - Fixed Assets

Particulars	Gross Block				Depreciation		Net Block	
	Opening	Additions	Deletions	Closing	Opening	Additions	Closing	current year
Land	2819196422	14,09,59,821		2,96,01,56,243			0	2,96,01,56,243
Buildings	9027025142	2,45,81,20,585		11,48,51,45,727	958690244.4	25,64,02,136	1,21,50,92,380	10,27,00,53,347
Electrical fittings	126667479.4	3,95,68,738		16,62,36,217	31963206.3	1,46,45,185	4,66,08,391	11,96,27,826
Lab Equipments	485470968.3	23,78,46,950		72,33,17,918	136084330.3	6,04,39,444	19,65,23,775	52,67,94,144
Work shop Equipments	308247635	11,82,16,700		42,64,64,335	49778091	3,67,35,599	8,65,13,690	33,99,50,646
Library	165830217.2	11,03,54,200		27,61,84,417	105412602.4	1,10,50,366	11,64,62,968	15,97,21,449
Vehicle	60130279.74	59,58,097		6,60,88,377	22028267.63	31,55,466	2,51,83,734	4,09,04,643
Studios	91541493.88	2,95,31,850		12,10,73,343	25598052.56	53,15,371	3,09,13,423	9,01,59,920
Furniture & Fittings	53458793.6	1,02,62,419		6,37,21,213	24593099.7	29,29,500	2,75,22,600	3,61,98,613
Sports and Goods	5149403.06	17,04,682		68,54,085	1225547.97	3,00,087	15,25,635	53,28,450
Computers	2959201.6	1,03,62,936		1,33,22,137	10211986.2	4,07,033	1,06,19,020	27,03,118
Other Assets	338850495	7,54,54,767		41,43,05,262	33304020	1,88,28,894	5,21,32,914	36,21,72,348
Total	13484527531	3,23,83,41,744	0	16,72,28,69,275	1,39,88,89,448	41,02,09,081	1,80,90,98,530	14,91,37,70,745
Capital Work in Progress	83314882	3,32,09,121	4,50,84,998	7,14,39,005			0	7,14,39,005
	13567842413	3,27,15,50,865	4,50,84,998	16,79,43,08,279	1,39,88,89,448	41,02,09,081	1,80,90,98,530	14,98,52,09,749



## Schedule - 8 - Investments

Current Year

Investments from Earmarked / Endowment Funds		
- Government Securities		
- Approved Securities		
- Shares , Debentures etc.,		
- Others		
Investments Others		
- Government Securities		
- Approved Securities		
- Shares , Debentures etc.,		
- Others		10,00,00,000
Total		10,00,00,000

## Schedule - 9 - Current Assets

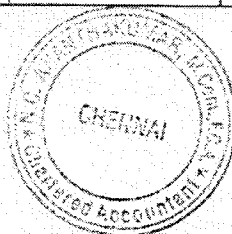
Current Year

Stocks		
- Stores & Spares		
- Publications		
- Loose Tools		
- Others		
Sundry Debtors		
- Debt Outstanding for more than 6 months		
- others		
Cash & Bank Balances		16,34,22,216
Cash in hand		
Total		

## Schedule - 10 - Current Assets

Current Year

Advances to employees		
Advance recoverable in cash or kind for value to be received		
Prepaid Expenses		
Deposits		29,39,59,206
Income Accrued		
Other Receivables		
- Debit balances in Sponsored Projects		
- Debit balances in Fellowship & Scholarship		
- Grants Recoverable		
- others		1,82,43,05,701
Claims Receivable		
Total		2,11,82,64,907



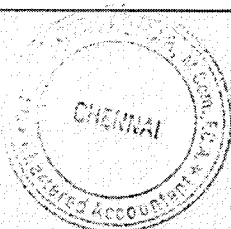


Schedule - 11- Academic Receipts

	Current Year
<b>FEE FROM STUDENTS</b>	
<b>Academic</b>	
- Tuition Fees	7,01,97,60,827
- Admission Fees	54,59,16,738
- Registration Fees	32,17,82,043
- Alumini contribution	45,17,59,921
- Fee from Executive Development Programme	2,31,88,210
- Earnings from Patents	59,02,930
<b>Total (A)</b>	<b>8,36,83,10,668</b>
<b>Examinations</b>	
- Admission test Fees	
- Annual examination Fees	1,12,43,60,213
- Marksheet, Certificate Fees	27,13,13,051
<b>Total (B)</b>	<b>1,39,56,73,263</b>
<b>Other Fees</b>	
- Identity Card Fees	7,91,93,648
- Transportation Fees	85,22,60,213
- Hostel Fees	90,78,18,170
- Other Miscellaneous Fees	31,39,86,738
<b>Total ( C )</b>	<b>2,15,32,58,768</b>
<b>Sale of Publications</b>	
- Books Sales	18,95,98,550
- Prospectus etc., sales	77,20,880
<b>Total ( D )</b>	<b>19,73,19,430</b>
<b>Grand Total</b>	<b>12,11,45,62,128</b>

Schedule - 12 - Grants and Donations

	Current Year
<b>Government</b>	
- Central	
- State	
<b>Welfare Bodies / Institutions</b>	<b>50,48,91,580</b>
<b>Others for Research</b>	<b>62,06,19,290</b>
<b>Total</b>	<b>1,12,55,10,870</b>




**Schedule - 13 - Income from Investments**

	Current Year
Interest Income	
Income received from each fund	
Income Accrued	
Others	
Total	

**Schedule - 14 - Other Income**

	Current Year
<b>A. Income from Land &amp; Buildings</b>	
1. Hostel Room Rent	
2. License Fees	
3. Hire Charges	
4. Electricity and Water Charges	
Total	
<b>B. Income from Holding Events</b>	
Gross Income from Annual Events	
Less: Direct Expenditure related to the Annual events	
Gross Income from Educational Tours	
Less: Direct Expenditure related to educational tours	
Others	
Total	
<b>C. others</b>	
1. Income from Consultancy	9,92,97,768
2. Income from Royalty	
3. Miscellaneous Receipts	
4. Others	
Total	9,92,97,768
Grand Total	



**Schedule - 15 - Staff Payments & Benefits**


	Current Year
Salaries and Wages	1,76,32,54,300
Allowances and Bonus	0
Contribution to Provident Fund	2,11,59,052
Staff Welfare Expenses	61,67,94,952
Retirement and Terminal Benefits	1,16,04,22,404
LTC facility	
Medical Facility	
TA / DA	
Others	
<b>Total</b>	<b>3,56,16,30,707</b>

**Schedule - 16 - Academic Expenses**

	Current Year
Laboratory Expenses/ Research Expenses	33,83,44,550
Seminar / Workshop	11,72,93,400
Payment to visiting faculty	4,98,35,417
Examination	11,61,05,498
Student welfare expenses	10,84,08,121
Admission expenses	9,02,89,095
convocation expenses	4,76,01,306
Publications	15,75,24,205
Stipend / Merit Scholarship	1,37,16,94,048
Subscription Expenses	3,02,26,240
Patient welfare expenses	49,88,50,476
Alumini function	4,32,76,748
Department expenses including laboratories	1,12,03,97,024
Other ( Specify)	0
<b>Total</b>	<b>4,08,98,46,127</b>

**Schedule - 17 - Administrative and General Expenses**

	Current Year
Electricity and Power	32,20,09,464
Water Charges	9,69,27,298
Insurance	20,14,45,377
Rent, Rates and taxes	7,73,79,296
Postage & Telegram	1,36,73,688
Telephone and Internet Charges	1,05,34,949
Printing and Stationery	68,07,96,139
Travelling and Conveyance Expenses	43,94,29,306
Security expenses	7,70,58,935
Hospitality	52,97,05,079
Professional Charges	3,16,78,680



Advertisement and Publicity	76,61,52,137
Others	1,74,58,505
<b>Total</b>	<b>3,26,42,48,853</b>

**Schedule - 18 - Transportation Expenses**


	Current Year
Own Vehicles running Expenses	47,14,37,386
Own Vehicles repairs and maintenance	14,10,58,258
Own Vehicles Insurance	13,17,48,547
Rent / Lease expense for vehicles	0
<b>Total</b>	<b>74,42,44,191</b>

**Schedule - 19 - Repairs & Maintenance**

	Current Year
Building	10,63,06,880
Furniture and Fixtures	1,53,11,995
Plant & Machinery	5,67,15,245
Others	6,45,32,500
<b>Total</b>	<b>24,28,66,621</b>

**Schedule - 20 - Finance Costs**

	Current Year
1. Interest on Fixed Loans	
2. Interest on other Loans	
3. Bank Charges	1,04,35,826
4. Others	
<b>Total</b>	<b>1,04,35,826</b>







2017-18

**N.C. ANANTHAKUMAR**, M.Com., F.C.A.,  
Chartered Accountant

Phone : 044 - 2461 4791  
044 - 4210 8612  
Email : ncarambshomar@gmail.com

Office & Residence : No. 10, Trustpalkam South, Raja Annamalaipuram, Chennai - 600 028.

Date : .....

FOR 10B  
(Sec rule 17B)

Audit report under section 12A (b) of the Income Tax Act, 1961, in the case of  
Public Charitable Society or Institution

I have examined the balance sheet of Bharath Institute of Higher Education and Research (Bharath University), Office at 25, Mahalingam Street, Mahalingapuram, Chennai - 6000 834, (Pan No. AACAB5765A) as at 31.03.2018 and the Income and Expenditure account for the year ended on that date which are in agreement with the books of account maintained by the said Institution. These financial statements are the responsibility of the management. My responsibility is to express an opinion on these statements based on my audit.

I conducted my audit in accordance with auditing standards generally accepted in India. Those Standards require that I plan and perform the audit to obtain reasonable assurance about whether the financial statements are free of material misstatement. An audit includes examining, on a test basis, evidence supporting the amounts and disclosures in the financial statements. An audit also includes assessing the accounting principles used and significant estimates made by management, as well as evaluating the overall financial statement presentation. I believe that my audit provides a reasonable basis for my opinion.


I have obtained all the information and explanations which to the best of my knowledge and belief were necessary for the purposes of the audit. In my opinion, proper books of account have been kept by the above named Institution, so far as appears from my examination of the books.

In my opinion and to the best of my information, and according to information given to us, the said accounts given a true and fair view -

- (I) In the case of the Balance Sheet of the state of affairs of the above named Institution as on 31.03.2018, and
- (II) In the case of the income and expenditure account excess of Expenditure over Income for the year ending on 31.03.2018.

The prescribed particulars are annexed hereto.

Place: Chennai  
Date: 31.10.2018



*N.C. Ananthakumar*  
**N.C. ANANTHAKUMAR,**  
CHARTERED ACCOUNTANTS  
Membership No : 023657

**BHARATH INSTITUTE OF HIGHER EDUCATION AND RESEARCH**  
CHENNAI 73


Balance Sheet as at 31.3.2018

Sources of Funds	Schedule No.	As on 31.3.2018
Unrestricted Funds		
Corpus	1	10,00,00,000
General Fund	2	15,20,33,35,150
Designated / Earmarked Fund	3	
Restricted Funds	4	
Loans / Borrowings	5	80,51,04,809
Secured		
Unsecured		
Current Liabilities & Provisions	6	16,37,62,163
<b>Total</b>		<b>16,27,22,02,122</b>
Application of Funds		
Fixed Assets	7	13,56,78,42,413
Investments		
Long Term	8	10,00,00,000
Short Term		
Current Assets	9	15,27,31,043
Loans, Advances & Deposits	10	2,45,16,28,666
<b>Total</b>		<b>16,27,22,02,122</b>

*J. Jeyaraj*

**SECRETARY**

Bharath Institute of Higher Education & Research



For N C Ananthakumar,  
Chartered Accountant

*N. C. Ananthakumar*


N C Ananthakumar

**BHARATH INSTITUTE OF HIGHER EDUCATION AND RESEARCH**  
CHENNAI 73

Income and Expenditure Account for the year ended 31.3.2018

	Schedule	As on 31.3.2018
		Total
<b>Income</b>		
Academic Receipts	11	17,63,54,97,212
Grants & Donations	12	1,09,27,29,000
Income from Investments	13	
Other incomes	14	9,54,05,600
<b>Total (A)</b>		<b>18,82,46,31,812</b>
<b>Expenditure</b>		
Staff Payments & Benefits	15	3,50,31,83,960
Academic Expenses	16	6,90,07,28,316
Administrative and General Expenses	17	4,68,63,75,721
Transportation Expenses	18	1,36,33,43,875
Repairs & Maintenance	19	21,63,75,560
Finance Costs	20	4,23,132
Depreciation	21	38,58,03,936
<b>Total (B)</b>		<b>17,05,62,32,300</b>
<b>Balance being Excess of Income over Expenditure (A-B)</b>		<b>1,76,83,99,512</b>
Transfer to / from Designated Fund		
Building Fund		
Others (Specify)		
<b>Balance being Surplus / (Deficit) carried to General Fund</b>		<b>1,76,83,99,512</b>

*S. Suresh*



For N C Ananthakumar,  
Chartered Accountant

*N.C. Ananthakumar*  
N C Ananthakumar

**SECRETARY**

**Bharath Institute of Higher Education & Research**

# Schedules to Financial Statements

## Schedule - 1 - Corpus

	As on 31.3.2018
Opening Balance	100000000
Add: Contribution during the year	
Less: Assets written off during the year	
Closing Balance	100000000

## Schedule - 2 - General Fund

	As on 31.3.2018
Opening Balance	13434935638
Add: Contribution during the year	1768399512
Less: Assets written off during the year	
Closing Balance	15203335150

## Schedule - 3 - Designated / Earmarked Fund


	As on 31.3.2018
Opening Balance	
Add: Contribution during the year	
i. Donations / Grants	
ii. Income from Investments made of the fund	
iii. Accrued Interest on Investments made of the fund	
iv. Other Additions	
Less: Utilisation during the year	
i. Capital Expenditure	
- Fixed Assets	
- Others	
ii. Revenue Expenditure	
- Salaries, wages, etc.	
- Rent	
- other Administrative Expenses	
Closing Balance	

## Schedule - 4 - Restricted Fund

	As on 31.3.2018
Opening Balance	
Add: Contribution during the year	
i. Donations / Grants	
ii. Income from Investments made of the fund	
iii. Accrued Interest on Investments made of the fund	
iv. Other Additions	
Less: Utilisation during the year	
i. Capital Expenditure	
- Fixed Assets	
- Others	
ii. Revenue Expenditure	
- Salaries, wages, etc.	
- Rent	
- other Administrative Expenses	
Closing Balance	

## Schedule - 5 - Loans / Borrowings


As on 31.3.2018





## Schedule - 7 - Fixed Assets

As on 31.3.2018									
Particulars	Gross Block				Depreciation				Net Block
	Opening	Additions	Deletions	Closing	Opening	Additions	Closing	current year	
Land	2,81,91,96,422			2,81,91,96,422			0	2,81,91,96,422	
Buildings	7,59,91,90,547	2,38,65,24,840		9,98,57,15,387	74,16,48,302	21,70,41,942	95,86,90,244	9,02,70,25,142	
Electrical fittings	12,02,14,436	3,84,16,250		15,86,30,686	1,81,68,606	1,37,94,660	3,19,63,266	12,66,67,479	
Lab Equipments	44,00,79,399	18,14,75,900		62,15,55,299	6,50,57,042	7,10,27,288	13,60,84,330	48,54,70,968	
Work shop Equipments	26,58,71,426	9,21,54,300		35,80,25,726	3,92,64,499	1,05,13,592	4,97,78,091	30,82,47,635	
Library	16,86,75,020	10,25,67,800		27,12,42,820	8,04,95,546	2,49,17,056	10,54,12,602	16,58,30,217	
Vehicle	7,63,73,987	57,84,560		8,21,58,547	1,30,82,609	89,45,659	2,20,28,268	6,01,30,280	
Studios	9,25,88,796	2,45,50,750		11,71,39,546	1,46,53,794	1,07,44,259	2,55,98,053	9,15,41,494	
Furniture & Fittings	6,90,59,253	89,92,640		7,80,51,893	1,60,79,250	85,13,850	2,45,93,100	5,34,58,794	
Sports and Goods	56,90,794	6,84,157		63,74,951	5,96,790	6,28,758	12,25,548	51,49,403	
Computers	50,51,833	81,19,355		1,31,71,188	75,77,749	26,34,237	1,02,11,986	29,59,202	
Other Assets	32,45,92,585	4,75,61,930		37,21,54,515	1,62,61,325	1,70,42,695	3,33,04,020	33,88,50,495	
Total	11,98,65,84,498	2,89,68,32,482	0	14,88,34,16,980	1,01,30,85,512	38,58,03,936	1,39,88,89,448	13,48,45,27,531	0
Capital Work in Progress	9,44,23,977	3,22,41,865	4,33,50,960	8,33,14,882			0	8,33,14,882	
	12,08,10,08,475	2,92,90,74,347	4,33,50,960	14,96,67,31,862	1,01,30,85,512	38,58,03,936	1,39,88,89,448	13,56,78,42,413	





## Schedule - 8 - Investments


As on 31.3.2018		
Investments from Earmarked / Endowment Funds		
- Government Securities		
- Approved Securities		
- Shares, Debentures etc.,		
- Others		
Investments Others		
- Government Securities		
- Approved Securities		
- Shares, Debentures etc.,		
- Others		10,00,00,000
Total		10,00,00,000

## Schedule - 9 - Current Assets

As on 31.3.2018		
Stocks		
- Stores & Spares		
- Publications		
- Loose Tools		
- Others		
Sundry Debtors		
- Debt Outstanding for more than 6 months		
- others		
Cash & Bank Balances		15,27,31,043
Cash in hand		
Total		

## Schedule - 10 - Current Assets

As on 31.3.2018		
Advances to employees		
Advance recoverable in cash or kind for value to be received		
Prepaid Expenses		
Deposits		27,47,28,230
Income Accrued		
Other Receivables		
- Debit balances in Sponsored Projects		
- Debit balances in Fellowship & Scholarship		
- Grants Recoverable		
- others		2,17,69,00,436
Claims Receivable		
Total		2,45,16,28,666





Schedule - 11- Academic Receipts

	As on 31.3.2018
<b>FEE FROM STUDENTS</b>	
<b>Academic</b>	
- Tuition Fees	10,13,56,90,123
- Admission Fees	53,00,16,250
- Registration Fees	31,24,09,750
- Alumni contribution	1,02,11,26,137
- Fee from Executive Development Programme	2,25,12,825
- Earnings from Patents	57,31,000
<b>Total (A)</b>	<b>12,02,74,86,085</b>
<b>Examinations</b>	
- Admission test Fees	
- Annual examination Fees	1,57,70,48,750
- Marksheet, Certificate Fees	55,46,72,865
<b>Total (B)</b>	<b>2,13,17,21,615</b>
<b>Other Fees</b>	
- Identity Card Fees	10,60,13,250
- Transportation Fees	1,50,70,48,750
- Hostel Fees	1,17,26,39,000
- Other Miscellaneous Fees	49,90,16,250
<b>Total (C)</b>	<b>3,28,47,17,250</b>
<b>Sale of Publications</b>	
- Books Sales	18,40,76,262
- Prospectus etc., sales	74,96,000
<b>Total (D)</b>	<b>19,15,72,262</b>
<b>Grand Total</b>	<b>17,63,54,97,212</b>

Schedule - 12 - Grants and Donations

	As on 31.3.2018
<b>Government</b>	
- Central	
- State	
<b>Welfare Bodies / Institutions</b>	49,01,86,000
<b>Others for Research</b>	60,25,43,000
<b>Total</b>	<b>1,09,27,29,000</b>



## Schedule - 13 - Income from Investments

	As on 31.3.2018
Interest Income	
Income received from each fund	
Income Accrued	
Others	
Total	

## Schedule - 14 - Other Income

	As on 31.3.2018
A. Income from Land & Buildings	
1. Hostel Room Rent	
2. License Fees	
3. Hire Charges	
4. Electricity and Water Charges	
Total	
B. Income from Holding Events	
Gross Income from Annual Events	
Less: Direct Expenditure related to the Annual events	
Gross Income from Educational Tours	
Less: Direct Expenditure related to educational tours	
Others	
Total	
C. others:	
1. Income from Consultancy	9,64,05,600
2. Income from Royalty	
3. Miscellaneous Receipts	
4. Others	
Total	9,64,05,600
Grand Total	

## Schedule - 15 - Staff Payments &amp; Benefits

	As on 31.3.2018
Salaries and Wages	1,58,35,55,460
Allowances and Bonus	
Contribution to Provident Fund	
Staff Welfare Expenses	59,88,30,050
Retirement and Terminal Benefits	1,32,07,98,450
LTC facility	
Medical Facility	



TA / DA	
Others	
Total	3,50,31,83,960

## Schedule - 16 - Academic Expenses


	As on 31.3.2018
Laboratory Expenses/ Research Expenses	21,63,75,360
Seminar / Workshop	7,83,25,600
Payment to visiting faculty	4,83,83,900
Examination	11,27,23,784
Student welfare expenses	10,52,50,603
Admission expenses	5,85,33,102
convocation expenses	4,62,14,860
Publications	5,58,48,743
Stipend / Merit Scholarship	3,75,89,26,260
Subscription Expenses	2,93,45,864
Patient welfare expenses	48,43,20,850
Alumini function	4,20,16,260
Department expenses including laboratories	1,86,44,63,130
Other ( Specity)	
Total	6,90,07,28,316

## Schedule - 17 - Administrative and General Expenses

	As on 31.3.2018
Electricity and Power	38,05,91,713
Water Charges	15,23,56,600
Insurance	32,17,91,628
Rent, Rates and taxes	7,51,25,530
Postage & Telegram	1,32,75,425
Telephone and Internet Charges	1,02,28,106
Printing and Stationery	95,22,29,261
Travelling and Conveyance Expenses	63,05,13,889
Security expenses	7,48,14,500
Hospitality	99,97,13,669
Professional Charges	3,07,56,000
Advertisement and Publicity	1,04,48,07,900
Others	1,69,500
Total	4,68,63,73,721

## Schedule - 18 - Transportation Expenses

	As on 31.3.2018
Own Vehicles running Expenses	62,27,54,744
Own Vehicles repairs and maintenance	41,85,03,163



Own Vehicles Insurance	32,20,85,968
Rent / Lease expense for vehicles	
Total	1,36,33,43,875

**Schedule - 19 - Repairs & Maintenance**

	As on 31.3.2018
Building	10,32,10,563
Furniture and Fixtures	1,48,66,015
Plant & Machinery	5,50,63,345
Others	4,32,35,437
Total	21,63,75,360

**Schedule - 20 - Finance Costs**

	As on 31.3.2018
1. Interest on Fixed Loans	
2. Interest on other Loans	
3. Bank Charges	4,23,132
4. Others	
Total	4,23,132

