







(उच्चतर शिक्षा विभाग, शिक्षा मंत्रालय, भारत सरकार के तहत एक स्वायत्त संगठन)

(An Autonomous Organization under the Department of Higher Education, Ministry of Education, Government of India)

Roll Number:	TN01000111	Application Number	241810022048	
Name of Candidate	RITU BHATT .G	Name of Father/Spouse	GHANSHYAM BHATT	
Date of Birth	08-01-2002			
BAR CODE	 TN01000111	Candidate's Signature		
EXAM DETAILS				
Date of Examination	14 January 2024	Time of Test	10:00 a.m. to 12:30 p.m.	
State of Test Centre	TAMIL NADU	City of Test Centre	CHENNAI	
Centre Name and details	ION DIGITAL ZONE IDZ MANIMANGALAM, DHANALAKSHMI COLLEGE OF ENGINEERING, DR.V.P.R.NAGAR,MANIMANGALAM VILLAGE, SRIPERUMPUDER TALUK, CHENNAI, TAMIL NADU, INDIA, 601301			
Reporting / Entry Time at the Centre	08:00 a.m.			
Gate Closing Time at Centre	09:30 a.m.			
 Senior Director, NTA				

SELF DECLARATION (UNDERTAKING)

I, -----, resident of -----, do hereby, declare the following:

1. I have read the Information Bulletin and Notices related to this examination available on the website <https://exams.nta.ac.in/SSCMNS> and www.nta.ac.in.
2. I have read the detailed "IMPORTANT INSTRUCTIONS for CANDIDATES" as given on Page – 2 and I undertake to abide by the same

<p>Candidate's Photo (Same as uploaded on Application Form to be affixed before reaching the Centre)</p>	<p>Candidate's left-hand thumb Impression (To be affixed before reaching the Centre)</p>	<p>Candidate's Signature (To be signed on the Day of Examination in presence of the Invigilator only)</p>
--	--	---

The above undertaking has to be filled in advance before reaching the Centre, except for the candidate's signature which has to be affixed in the presence of the Invigilator



(उच्चतर शिक्षा विभाग, शिक्षा मंत्रालय, भारत सरकार के तहत एक स्वायत्त संगठन)

(An Autonomous Organization under the Department of Higher Education, Ministry of Education, Government of India)

IMPORTANT INSTRUCTIONS FOR CANDIDATES

1. The candidate must reach the Centre at the time as indicated in the Admit Card against Reporting/Entry time at the Centre.
2. **No Candidate should adopt any unfair means or indulge in any unfair examination practices. If any candidate is found indulging in any unfair means/unfair examination practices at any stage of examination, his/her candidature will be cancelled, and legal action will be taken including debarring in all future examinations conducted by NTA.**
3. No candidate shall be permitted to enter after the Gate Closing Time.
4. No candidate shall be permitted to leave the Examination Room/ Hall before the end of the examination.
5. Upon completion of the examination, please wait for instructions from the Invigilator and do not get up from your seat until advised. The candidates will be permitted to move out, one at a time only.
6. All candidates are required to download and read carefully the Instructions given in the Admit Card and strictly adhere to them.
7. This Admit Card consists of Three Pages - **Page 1** contains the Centre details and Self Declaration (Undertaking), **Page 2** has "Important instruction for candidates".
The candidate has to download all pages.
8. The Admit Card is provisional, subject to satisfying the eligibility conditions as given in the Information Bulletin.
9. Candidates are advised to verify the location of the test venue a day in advance so that they do not face any problem on the day of the test.
10. If religion/customs require you to wear specific attire, please visit the Centre early for thorough checking and mandatory frisking.
11. . No Candidate would be allowed to enter the Examination Centre, without Admit Card and undertaking, Valid ID Proof, and proper frisking. Frisking through Handheld Metal Detector (HHMD) will be carried out without physical touch.
12. All the Examination Centres are under surveillance of CCTV and equipped with Jammers
13. **Candidates will be permitted to carry only the following items with them into the examination venue:**
 - **Personal transparent water bottle,**
 - **A simple transparent Ball Point Pen**
 - **Admit Card downloaded from NTA website (a clear printout on A4 size paper) duly filled in.**
 - **Additional 02 passport size photograph for pasting on the Attendance Sheet**
 - **Original valid ID proof**
14. . Before reaching the Centre, candidates must enter the required details in the Self-Declaration (Undertaking) in legible handwriting, pastethe Photograph and put a thumb impression at the appropriate place on the Admit Card. They should ensure that their LeftHand Thumb Impression is clear and not smudged.
15. . Candidate must carry "Any one of the original and valid Photo Identification Proof issued by the Government" – PAN Card/Driving License/Voter ID/ Passport/ Aadhaar Card (With photograph)/ E - Aadhaar. **All other ID/Photocopies of IDs even if attested/scanned photo of IDs in the mobile phone will NOT be considered as valid ID Proof.**
16. Candidates are **NOT allowed to carry any other personal belongings, including electronic devices, or mobile phones** to the Examination Centre. Examination Officials will not be responsible for the safekeeping of personal belongings and there will be no facility.
17. **Shoes/footwear with thick soles and garments with large buttons are NOT permitted.**
18. Blank paper sheets for rough work will be provided in the examination Hall/Room. Candidates must write their name and Roll Number on the top of each of the sheet(s) and must drop the sheet/s in the designated drop box without fail, before leaving the Examination Hall/Room. Failure to do so may result in a non-evaluation of your answers.
19. The candidate should ensure that the Question Paper available on the computer screen is as per her choice indicated in the Admit Card. In case the subject of the Question Paper is other than her opted subject,the same may be broughtto the notice of the Invigilator concerned.
20. If at any stage, it is found that the candidate has submitted multiple applications, her candidature will be cancelled, and legal action will be taken including debarring in all future examinations conducted by NTA.
21. Candidates are advised to check updates on NTA's website, i.e., www.nta.ac.in / <https://exams.nta.ac.in/SSCMNS> regularly. They should also check their mailbox on the registered E – mail address and SMS in their registered Mobile No. for the latest updates and information regarding the exam.
22. For any clarification/assistance, you can write to NTA ssc-mns@nta.nic.in or call at Helpline number **011 – 40759000, 011-69227700.**

Note: The Admit Card has to be deposited at the Center after the Examination concludes.



IMPORTANT ADVISORY

Dear Candidates,

“We wish you all the best for your examination”

The main purpose of this Advisory is to make you aware that the National Testing Agency aims to conduct fair and transparent examinations so that deserving candidates only get the right admissions or jobs, Therefore, it is advisable to refrain yourself from using any Unfair means practices for gaining any unfair advantage over other candidates.

1. Kindly note that in many cases:

- i. Candidature has been cancelled and candidates have been debarred for 3 years from appearing in the exams.
- ii. Criminal proceedings have been initiated in many cases where the candidates have tried to cheat/impersonate/adopt mal-practices
- iii. Strict action has also been taken including CBI Inquiry against the wrong-doers

2. Over past few years, NTA has deployed many modern technologies to detect different type of malpractices. NTA has a mechanism to:

- i. Analyse the responses of the treated group with respect to cheating behaviour associated with the exam by observational data, interesting statistical approaches etc.
- ii. We use a non- intrusive technology to identify collaboration, we analyse the question attempting logs to identify suspicious similarities between submitted responses. NTA also reviews candidate exam logs to identify abnormal answering behaviours and CCTV recording of such candidates is analysed to confirm malpractice with evidence
- iii. Analyse the behaviour of students who passed their answers to other candidates as opposed to candidates who received these answers
- iv. Use of technologies to reveal cheating behaviour, even after the exams, to reveal the cheating occurrence
- v. Catch the likely cheaters through Artificial Intelligence based tools.
- vi. We focus on cheating in the form of seeking outside help during the exam and catch hold on this by implying various technologies/tools. The examination centres are continuously being monitored through artificial enabled systems.

3. It is crucial that you carefully read following points to avoid facing any action:

- i. Use of electronic devices (including communication tools and accessories) or stationery materials (including bits of paper) not relevant for the said examination is strictly prohibited.
- ii. Candidates should upload their recent and clearly visible images during application process. Candidates who have uploaded poor quality photograph or not his/her own photograph will be stopped at the gate.
- iii. NTA scrutinises every candidate trying to appear more than once by submitting multiple application forms.
- iv. Candidates are strictly advised to occupy only the seats allocated to them.
- v. Candidates are advised not to move during the exam including talking/peeping or assisting others in exam
- vi. Documents in relation to examination viz, admit card, rank letter, self-declaration etc. are subject to verification for any manipulation and fabrication.
- vii. Candidate should not create obstacle in the smooth and fair conduct of the examination.